

**STATEMENT OF CUMULATIVE ALLOTMENT, OBLIGATIONS AND BALANCES  
SUMMARY**

**As of June 30, FY 2012**

**(In Thousand Pesos)**


Department : DOLE

Agency/OU : TESDA (CO)

Fund : 101

P/PIA	ALLOT. CLASS	OBJECT CLASS OF EXPENDITURE	FY 2012 ALLOTMENT	OBLIGATIONS INCURRED		Unobligated Balance of Allotment	REMARKS
				THIS REPORT	TO DATE		
<b>Personal Services</b>							
	701	Salaries and Wages- Regular Pay		11,203	60,600		
		Step Increment for Length of Service					
	705	Salaries and Wages-Casual/Contractual		63	341		
	711	PERA		750	5,196		
	713	Representation Allowance (RA)		222	1,570		
	714	Transportation Allowance (TA)		153	1,032		
	715	Clothing Allowance			1,835		
	716	Magna Carta of Public Health Workers per RA 7305		12	92		
	717	PIB		130	326		
	724	Year-End Bonus			5,795		
	725						
	732	Pag-ibig Contributions		37	223		
	733	PHILHEALTH Contributions		110	641		
	734	ECC Contributions		37	185		
	740	Retirement Benefits					
	742	Terminal Leave		16	48		
	749	Other Personnel Benefits					
	872	Subsidy to Regional Offices		76	3,952		
		<b>Sub-Total, PS</b>	<b>158,424</b>	<b>12,809</b>	<b>81,836</b>	<b>76,588</b>	
	731	Life and Retirement Insurance Contribution	14,015	1,185	5,935	8,080	
		<b>Total, PS</b>	<b>172,439</b>	<b>13,994</b>	<b>87,771</b>	<b>84,668</b>	

RECEIVED  
 AUG 2 2 40 PM 12  
*Yuki*



**STATEMENT OF CUMULATIVE ALLOTMENT, OBLIGATIONS AND BALANCES  
SUMMARY**

**As of June 30, FY 2012  
(In Thousand Pesos)**

Department : DOLE  
Agency/OU : TESDA (CO)  
Fund : 101

PI/IA	ALLOT. CLASS	OBJECT CLASS OF EXPENDITURE	FY 2012 ALLOTMENT	OBLIGATIONS INCURRED		Unobligated Balance of Allotment	REMARKS
				THIS REPORT	TO DATE		
<b>Maintenance and Other Operating Expenses</b>							
	751	Local Travel		130	808		
	752	Foreign Travel		19	551		
	753	Training Expenses		1,321	4,595		
	754	Scholarship Expenses		4	5,322		
	755	Office Supplies Expense		1,765	5,743		
	758	Food Supplies Expenses		54	101		
	760	Medical, Dental & Lab. Supplies Exp.			91		
	761	Gasoline, Oil and Lubricants Expenses		393	1,679		
	765	Other Supplies Expenses		1,062	3,053		
	766	Water Expenses		288	1,077		
	767	Electricity Expenses		5,201	13,616		
	771	Postage and Deliveries			2		
	772	Telephone Expenses - Landline		358	1,163		
	773	Telephone Expenses - Mobile		141	585		
	774	Internet Expenses		38	2,716		
	775	Cable, Satellite, Telegraph & Radio Expenses		1	8		
	778	Membership, Dues & Contributions to Org'n.		50	260		
	780	Advertising Expenses		1,561	1,579		
	781	Printing and Binding Expenses		956	3,387		
	782	Rent Expenses					
	784	Transportation and Delivery Expenses		9	330		
	786	Subscription Expenses			462		
	788	Rewards and Other Claims			254		
	791	Legal Services					
	792	Auditing Services		27	312		
	793	Consultancy Services					
	796	Janitorial Services			16,327		
	797	Security Services			18,881		
	799	Other Professional Services		2,346	12,089		
	805	Rep. & Maint. - Electrification, Power & Energy Structures			171		
	811	Repairs & Maint. - Office Buildings		912	1,884		
	821	Repairs & Maint. - Office Equipment		4	42		
	822	Repairs & Maint. - Furniture and Fixtures			1		
	823	Repairs & Maint. - IT Equipment & Software			21		
	829	Repairs & Maint. - Comm'n. Eq't.					
	840	Repairs & Maint. - Other Mach. & Eq't.					
	841	Repairs & Maint. - Motor Vehicles		189	1,042		
	854	Repairs & Maint. - Artesian Wells, Reservoirs, Pumping Stations and Conduits			84		
	884	Miscellaneous Expenses		216	742		
	891	Taxes, Duties and Licenses					
	892	Fidelity Bond Premiums			198		
	893	Insurance Expenses		57	5,682		
	969	Other Maint. & Operating Expenses		1	1,624		
	872	Subsidy to Regional Offices		3,673	130,528		
<b>Total, MOOE</b>			<b>464,200</b>	<b>20,776</b>	<b>237,010</b>	<b>227,190</b>	
<b>Capital Outlay</b>							
		Other Buildings and Structures Outlay	10,000	-	-	10,000	
		Furniture, Fixtures and Offices Equipment	10,000	-	-	10,000	
<b>Total, Capital Outlay</b>			<b>20,000</b>	<b>-</b>	<b>-</b>	<b>20,000</b>	

## STATEMENT OF CUMULATIVE ALLOTMENT, OBLIGATIONS AND BALANCES

## SUMMARY

As of June 30, FY 2012

(In Thousand Pesos)


Department : DOLE

Agency/OU : TESDA (CO)


Fund : 101

PI/IA	ALLOT. CLASS	OBJECT CLASS OF EXPENDITURE	FY 2012 ALLOTMENT	OBLIGATIONS INCURRED		Unobligated Balance of Allotment	REMARKS
				THIS REPORT	TO DATE		
<b>B. Projects</b>							
<b>I. Locally-Funded Projects</b>							
<b>a. Training for Work Scholarship Program (TWSP)</b>							
MOOE	754	Scholarship Expenses - Central Office	277,004	49,906	121,999	277,004	
		Scholarship Expenses - ARMM	13,538			13,538	
<b>Total, TWSP</b>			<b>290,542</b>	<b>49,906</b>	<b>121,999</b>	<b>168,543</b>	
<b>SUMMARY:</b>							
		PS	158,424	12,809	81,838	76,588	
		RLIP	14,015	1,185	5,935	8,080	
		MOOE	464,200	20,776	237,010	227,190	
		Capital Outlay	20,000	-	-	20,000	
		Locally-Funded - (TWSP)	290,542	49,906	121,999	168,543	
<b>GRAND TOTAL</b>			<b>947,181</b>	<b>84,676</b>	<b>446,780</b>	<b>500,401</b>	

Prepared By:

  
ANNABELLE T. QUIMBO  
Chief, Budget Division

Noted By:

  
PILAR G. DE LEON  
Director, OCSA

**STATEMENTS OF ALLOTMENTS, OBLIGATIONS AND BALANCES**  
**As of June 30, FY 2012**  
(In Thousand Pesos)

Department : DOLE  
Agency/OU : TESDA  
Fund : 101

PI/IA	ALLOT. CLASS	OBJECT CLASS OF EXPENDITURE  (1)	FY 2012 ALLOTMENT  (2)	OBLIGATIONS INCURRED		Unobligated Balance of Allotment  (5)=(2)-(4)	REMARKS  (6)
				THIS REPORT  (3)	TO DATE  (4)		
<b>A.I.a General Administration and Supervision</b>							
PS	701	Salaries and Wages- Regular Pay Step Increment for Length of Service		3,446	19,235		
	705	Salaries and Wages-Casual/Contractual		63	341		
	711	PERA		289	1,952		
	713	Representation Allowance (RA)		94	712		
	714	Transportation Allowance (TA)		60	440		
	715	Clothing Allowance			675		
	716	Magna Carta of Public Health Workers per RA 7305		12	64		
	717	Productivity Incentive Benefits		68	174		
	724	Year-End Bonus			1,876		
	725						
	732	Pag-ibig Contributions		14	84		
	733	Health Insurance Premium		34	197		
	734	ECIP Contributions		14	69		
	740	Retirement Benefits			-		
	742	Terminal Leave		16	48		
	749	Other Personnel Benefits			-		
	872	Subsidy to Regional Offices		76	3,952		
<b>Sub-Total, PS</b>			<b>66,843</b>	<b>4,186</b>	<b>29,819</b>	<b>37,024</b>	
	731	Life and Retirement Insurance Contribution	5,202	383	1,907	3,295	
<b>Total, PS</b>			<b>72,045</b>	<b>4,569</b>	<b>31,726</b>	<b>40,319</b>	

**STATEMENTS OF ALLOTMENTS, OBLIGATIONS AND BALANCES**

**As of June 30, FY 2012**

**(In Thousand Pesos)**

Department : DOLE  
 Agency/OU : TESDA  
 Fund : 101

PI/IA	ALLOT. CLASS	OBJECT CLASS OF EXPENDITURE  (1)	FY 2012 ALLOTMENT  (2)	OBLIGATIONS INCURRED		Unobligated Balance of Allotment  (5)=(2)-(4)	REMARKS  (6)
				THIS REPORT  (3)	TO DATE  (4)		
MOOE	751	Local Travel		92	611		
	752	Foreign Travel		19	503		
	753	Training Expenses		1,294	3,504		
	754	Scholarship Expenses		4	4		
	755	Office Supplies Expense		767	3,158		
	758	Food Supplies Expenses		34	72		
	760	Medical, Dental & Lab. Supplies Exp.			91		
	761	Gasoline, Oil and Lubricants Expenses		246	968		
	765	Other Supplies Expenses		684	1,789		
	766	Water Expenses		288	1,077		
	767	Electricity Expenses		5,201	13,615		
	771	Postage and Deliveries			2		
	772	Telephone Expenses - Landline		209	639		
	773	Telephone Expenses - Mobile		86	345		
	774	Internet Expenses			2,460		
	775	Cable, Satellite, Telegraph & Radio Expenses			200		
	778	Membership, Dues & Contributions to Org'n.		51	51		
	779	Awards and Indemnities			-		
	780	Advertising Expenses		1,561	1,579		
	781	Printing and Binding Expenses		842	2,879		
	782	Rent Expenses			-		
	784	Transportation and Delivery Expenses		2	149		
	786	Subscription Expenses			350		
	788	Rewards and Other Claims			254		
	792	Auditing Services		27	310		
	793	Consultancy Services			-		
	796	Janitorial Services			16,327		
	797	Security Services			18,881		
	799	Other Professional Services		969	6,497		
	805	Rep. & Maint. - Electrification, Power & Energy Structures			171		
	811	Repairs & Maint. - Office Buildings		905	1,727		
	821	Repairs & Maint. - Office Equipment			38		
822	Repairs & Maint. - Furniture and Fixtures			1			
823	Repairs & Maint. - IT Equipment & Software			18			
829	Repairs & Maint. - Comm'n. Eq't.			-			
841	Repairs & Maint. - Motor Vehicles		94	683			
854	Repairs & Maint. - Artesian Wells, Reservoirs, Pumping Stations and Conduits			84			
884	Miscellaneous Expenses		149	388			
891	Taxes, Duties and Licenses			-			
892	Fidelity Bond Premiums			198			
893	Insurance Expenses		57	5,678			
969	Other Maint. & Operating Expenses		5	890			
872	Subsidy to Regional Offices		3,210	9,468			
<b>Sub-Total</b>			<b>105,765</b>	<b>16,796</b>	<b>95,659</b>	<b>10,106</b>	
CO	Other Buildings and Structures Outlay		10,000	-	-	10,000	
	Furniture, Fixtures and Offices Equipment		10,000	-	-	10,000	
<b>Sub-Total</b>			<b>20,000</b>	<b>-</b>	<b>-</b>	<b>20,000</b>	

**STATEMENTS OF ALLOTMENTS, OBLIGATIONS AND BALANCES**

**As of June 30, FY 2012**

(In Thousand Pesos)

Department : DOLE  
 Agency/OU : TESDA  
 Fund : 101

P/PIA	ALLOT. CLASS	OBJECT CLASS OF EXPENDITURE (1)	FY 2012 ALLOTMENT (2)	OBLIGATIONS INCURRED		Unobligated Balance of Allotment (5)=(2)-(4)	REMARKS (6)
				THIS REPORT (3)	TO DATE (4)		
<b>II. Support to Operations</b>							
<b>A.II.a Formulation, Integration of TESD Policies, Plans and Programs</b>							
PS	701	Salaries and Wages- Regular Pay		751	4,396		
	711	PERA		48	340		
	713	Representation Allowance (RA)		15	105		
	714	Transportation Allowance (TA)		8	56		
	715	Clothing Allowance			120		
	717	PIB		4	6		
	724	Year-End Bonus			418		
	725						
	732	Pag-ibig Contributions		2	13		
	733	PHILHEALTH Contributions		8	48		
	734	ECC Contributions		2	11		
	742	Terminal Leave Benefits			-		
	749	Other Personnel Benefits			-		
	872	Subsidy to Regional Offices			-		
<b>Sub-Total, PS</b>			<b>10,701</b>	<b>838</b>	<b>5,513</b>	<b>5,188</b>	
	731	Life and Retirement Insurance Contribution	1,023	82	430	593	
<b>Total, PS</b>			<b>11,724</b>	<b>920</b>	<b>5,943</b>	<b>5,781</b>	
MOOE	751	Local Travel		1	31		
	752	Foreign Travel			4		
	753	Training Expenses		2	146		
	754	Scholarship Expenses			-		
	755	Office Supplies Expense		19	19		
	761	Gasoline, Oil and Lubricants Expenses		13	59		
	765	Other Supplies Expenses			-		
	771	Postage and Deliveries			-		
	772	Telephone Expenses - Landline		13	39		
	773	Telephone Expenses - Mobile		5	20		
	778	Membership, Dues & Contributions to Org'n.			10		
	780	Advertising Expenses			-		
	781	Printing and Binding Expenses		48	84		
	782	Rent Expenses			-		
	784	Transportation and Delivery Expenses			41		
	786	Subscription Expenses			12		
	793	Consultancy Services			-		
	795	General Services			-		
	799	Other Professional Services		1,000	1,010		
	811	Repairs & Maint. - Office Buildings			-		
	841	Repairs & Maint. - Motor Vehicles		5	80		
	884	Miscellaneous Expenses		12	37		
	891	Taxes, Duties and Licenses			-		
	892	Fidelity Bond Premiums			-		
	893	Insurance Expenses			-		
	969	Other Maint. & Operating Expenses			48		
	872	Subsidy to Regional Offices		55	55		
<b>Sub-Total</b>			<b>6,721</b>	<b>1,173</b>	<b>1,695</b>	<b>5,026</b>	

**STATEMENTS OF ALLOTMENTS, OBLIGATIONS AND BALANCES**  
**As of June 30, FY 2012**  
(In Thousand Pesos)

Department : DOLE  
Agency/OU : TESDA  
Fund : 101

PI/IA	ALLOT. CLASS	OBJECT CLASS OF EXPENDITURE (1)	FY 2012 ALLOTMENT (2)	OBLIGATIONS INCURRED		Unobligated Balance of Allotment (5)=(2)-(4)	REMARKS (6)
				THIS REPORT (3)	TO DATE (4)		
<b>A.II.b Provision of Management &amp; Information Technology Services</b>							
PS	701	Salaries and Wages- Regular Pay		189	1,044		
	711	PERA		12	84		
	713	Representation Allowance (RA)		4	28		
	714	Transportation Allowance (TA)		4	28		
	715	Clothing Allowance			30		
	717	PIB			-		
	724	Year-End Bonus			100		
	725						
	732	Pag-ibig Contributions		1	6		
	733	PHILHEALTH Contributions		2	12		
	734	ECC Contributions		-	3		
	742	Terminal Leave Benefits			-		
	749	Other Personnel Benefits			-		
	872	Subsidy to Regional Offices			-		
<b>Sub-Total, PS</b>			<b>2,336</b>	<b>212</b>	<b>1,334</b>	<b>1,002</b>	
	731	Life and Retirement Insurance Contribution	221	21	104	117	
<b>Total, PS</b>			<b>2,557</b>	<b>233</b>	<b>1,438</b>	<b>1,119</b>	
MOOE	751	Local Travel			-		
	752	Foreign Travel			-		
	753	Training Expenses			-		
	754	Scholarship Expenses			-		
	755	Office Supplies Expense		36	36		
	761	Gasoline, Oil and Lubricants Expenses			-		
	765	Other Supplies Expenses			-		
	771	Postage and Deliveries			-		
	772	Telephone Expenses - Landline			-		
	773	Telephone Expenses - Mobile		4	8		
	774	Internet Expenses			188		
	778	Membership, Dues & Contributions to Org'n.			-		
	780	Advertising Expenses			-		
	781	Printing and Binding Expenses			-		
	782	Rent Expenses			-		
	784	Transportation and Delivery Expenses			-		
	786	Subscription Expenses			-		
	799	Other Professional Services		34	172		
	811	Repairs & Maint. - Office Buildings			-		
	822	Repairs & Maint. - Furniture & Fixtures			-		
	841	Repairs & Maint. - Motor Vehicles			-		
	884	Miscellaneous Expenses			-		
	969	Other Maint. & Operating Expenses			-		
	872	Subsidy to Regional Offices			-		
<b>Sub-Total</b>			<b>6,390</b>	<b>74</b>	<b>404</b>	<b>5,986</b>	

**STATEMENTS OF ALLOTMENTS, OBLIGATIONS AND BALANCES**

**As of June 30, FY 2012**

(In Thousand Pesos)

Department : DOLE

Agency/OU : TESDA

Fund : 101

PI/IA	ALLOT. CLASS	OBJECT CLASS OF EXPENDITURE (1)	FY 2012 ALLOTMENT (2)	OBLIGATIONS INCURRED		Unobligated Balance of Allotment (5)=(2)-(4)	REMARKS (6)
				THIS REPORT (3)	TO DATE (4)		
<b>III. Operations</b>							
<b>A.III.a Skills Standards, Testing &amp; Certification in the TESD Sector</b>							
PS	701	Salaries and Wages- Regular Pay		953	4,234		
	711	PERA		46	322		
	713	Representation Allowance (RA)		22	154		
	714	Transportation Allowance (TA)		15	84		
	715	Clothing Allowance			115		
	717	PIB		4	28		
	724	Year-End Bonus			387		
	725						
	732	Pag-ibig Contributions		2	12		
	733	PHILHEALTH Contributions		8	45		
	734	ECC Contributions		2	11		
	740	Retirement Benefits			-		
	742	Terminal Leave Benefits			-		
	749	Other Personnel Benefits			-		
	872	Subsidy to Regional Offices			-		
<b>Sub-Total, PS</b>			<b>9,796</b>	<b>1,052</b>	<b>5,393</b>	<b>4,403</b>	
	731	Life and Retirement Insurance Contribution	947	79	394	553	
<b>Total, PS</b>			<b>10,743</b>	<b>1,131</b>	<b>5,787</b>	<b>4,956</b>	
MOOE	751	Local Travel		6	55		
	752	Foreign Travel			-		
	753	Training Expenses		1	297		
	754	Scholarship Expenses			-		
	755	Office Supplies Expense		534	701		
	761	Gasoline, Oil and Lubricants Expenses		30	175		
	765	Other Supplies Expenses		2	17		
	771	Postage and Deliveries			-		
	772	Telephone Expenses - Landline		23	91		
	773	Telephone Expenses - Mobile		9	44		
	775	Cable, Satellite, Telegraph & Radio Expenses			-		
	778	Membership, Dues & Contributions to Org'n.			-		
	788	Rewards and Other Claims			-		
	780	Advertising Expenses			-		
	781	Printing and Binding Expenses		24	73		
	782	Rent Expenses			-		
	784	Transportation and Delivery Expenses			105		
	786	Subscription Expenses			12		
	793	Consultancy Services			-		
	795	General Services			-		
	799	Other Professional Services		48	1,257		
	811	Repairs & Maint. - Office Buildings			-		
	840	Repairs & Maint. - Other Mach. & Eq't.			-		
	841	Repairs & Maint. - Motor Vehicles		11	35		
	884	Miscellaneous Expenses		18	108		
	969	Other Maint. & Operating Expenses			17		
	872	Subsidy to Regional Offices		255	255		
<b>Sub-Total</b>			<b>46,259</b>	<b>961</b>	<b>3,242</b>	<b>43,017</b>	



**STATEMENTS OF ALLOTMENTS, OBLIGATIONS AND BALANCES**

As of June 30, FY 2012

(In Thousand Pesos)

Department : DOLE

Agency/OU : TESDA

Fund : 101

PI/IA	ALLOT. CLASS	OBJECT CLASS OF EXPENDITURE (1)	FY 2012 ALLOTMENT (2)	OBLIGATIONS INCURRED		Unobligated Balance of Allotment (5)=(2)-(4)	REMARKS (6)
				THIS REPORT (3)	TO DATE (4)		
<b>A.III.b Promotion, Development &amp; Implementation of Quality TESD Programs</b>							
PS	701	Salaries and Wages- Regular Pay		3,069	16,942		
	711	PERA		193	1,375		
	713	Representation Allowance (RA)		41	259		
	714	Transportation Allowance (TA)		34	207		
	715	Clothing Allowance			485		
	716	Magna Carta of Public Health Workers per RA 7305			32		
	717	PIB		50	84		
	724	Year-End Bonus			1,625		
	725						
	732	Pag-ibig Contributions		10	60		
	733	PHILHEALTH Contributions		31	181		
	734	ECC Contributions		10	49		
	740	Retirement Benefits			-		
	742	Terminal Leave			-		
	749	Other Personnel Benefits			-		
	872	Subsidy to Regional Offices			-		
	<b>Sub-Total, PS</b>		<b>36,447</b>	<b>3,438</b>	<b>21,298</b>	<b>15,149</b>	
	731	Life and Retirement Insurance Contribution	3,540	332	1,663	1,877	
	<b>Total, PS</b>		<b>39,987</b>	<b>3,770</b>	<b>22,961</b>	<b>17,026</b>	
MOOE	751	Local Travel		17	45		
	752	Foreign Travel			45		
	753	Training Expenses		(15)	326		
	754	Scholarship Expenses			-		
	755	Office Supplies Expense		18	690		
	758	Food Supplies Expenses		16	21		
	760	Medical, Dental & Lab. Supplies Exp.			-		
	761	Gasoline, Oil and Lubricants Expenses		53	247		
	765	Other Supplies Expenses		372	1,133		
	771	Postage and Deliveries			-		
	772	Telephone Expenses - Landline		72	235		
	773	Telephone Expenses - Mobile		20	71		
	774	Internet Expenses		38	67		
	775	Cable, Satellite, Telegraph & Radio Expenses			-		
	778	Membership, Dues & Contributions to Org'n.			-		
	780	Advertising Expenses			-		
	781	Printing and Binding Expenses		18	228		
	782	Rent Expenses			-		
	784	Transportation and Delivery Expenses		6	13		
	786	Subscription Expenses			45		
	793	Consultancy Services			-		
	795	General Services			-		
	799	Other Professional Services		62	2,603		
	811	Repairs & Maint. - Office Buildings		7	157		
	821	Repairs & Maint. - Office Equipment		4	4		
	822	Repairs & Maint. - Furniture and Fixtures			-		
	823	Repairs & Maint. - IT Equipment & Software			3		
	840	Repairs & Maint. - Other Mach. & Eqpt.			-		
	841	Repairs & Maint. - Motor Vehicles		78	203		
	884	Miscellaneous Expenses		8	40		
	891	Taxes, Duties and Licenses			-		
	892	Fidelity Bond Premiums			-		
	893	Insurance Expenses			5		
	969	Other Maint. & Operating Expenses		1	608		
	872	Subsidy to Regional Offices		153	825		
	<b>Sub-Total</b>		<b>16,725</b>	<b>928</b>	<b>7,614</b>	<b>9,111</b>	

**STATEMENTS OF ALLOTMENTS, OBLIGATIONS AND BALANCES**  
**As of June 30, FY 2012**  
(In Thousand Pesos)

Department : DOLE  
Agency/OU : TESDA  
Fund : 101

PIPIA	ALLOT. CLASS	OBJECT CLASS OF EXPENDITURE (1)	FY 2012 ALLOTMENT (2)	OBLIGATIONS INCURRED		Unobligated Balance of Allotment (5)=(2)-(4)	REMARKS (6)
				THIS REPORT (3)	TO DATE (4)		
<b>A.III.c Development, Evaluation, Monitoring and Accreditation of Formal TVET</b>							
PS	701	Salaries and Wages- Regular Pay		1,022	5,379		
	711	PERA		62	406		
	713	Representation Allowance (RA)		8	56		
	714	Transportation Allowance (TA)		8	56		
	715	Clothing Allowance			145		
	717	PIB			14		
	724	Year-End Bonus			505		
	725						
	732	Pag-ibig Contributions		3	18		
	733	PHILHEALTH Contributions		10	59		
	734	ECC Contributions		3	15		
	742	Terminal Leave Benefits			-		
	749	Other Personnel Benefits			-		
	872	Subsidy to Regional Offices			-		
<b>Sub-Total, PS</b>			<b>11,690</b>	<b>1,116</b>	<b>6,653</b>	<b>5,037</b>	
	731	Life and Retirement Insurance Contribution	1,119	107	523	596	
<b>Total, PS</b>			<b>12,809</b>	<b>1,223</b>	<b>7,176</b>	<b>5,633</b>	
MOOE	751	Local Travel		2	2		
	752	Foreign Travel			-		
	753	Training Expenses		1	43		
	754	Scholarship Expenses			5,318		
	755	Office Supplies Expense		115	294		
	761	Gasoline, Oil and Lubricants Expenses		16	41		
	765	Other Supplies Expenses			-		
	771	Postage and Deliveries			-		
	772	Telephone Expenses - Landline		6	22		
	773	Telephone Expenses - Mobile		7	28		
	778	Membership, Dues & Contributions to Org'n.			-		
	780	Advertising Expenses			-		
	781	Printing and Binding Expenses		3	48		
	782	Rent Expenses			-		
	784	Transportation and Delivery Expenses			1		
	786	Subscription Expenses			6		
	793	Consultancy Services			-		
	795	General Services			-		
	799	Other Professional Services		176	283		
	811	Repairs & Maint. - Office Buildings			-		
	822	Repairs & Maint. - Furniture & Fixtures			-		
	841	Repairs & Maint. - Motor Vehicles			19		
	884	Miscellaneous Expenses		9	54		
	969	Other Maint. & Operating Expenses			33		
	872	Subsidy to Regional Offices			119,924		
<b>Sub-Total</b>			<b>262,872</b>	<b>335</b>	<b>126,116</b>	<b>136,756</b>	

**STATEMENTS OF ALLOTMENTS, OBLIGATIONS AND BALANCES**

As of June 30, FY 2012

(In Thousand Pesos)

Department : DOLE

Agency/OU : TESDA

Fund : 101

PI/PJA	ALLOT. CLASS	OBJECT CLASS OF EXPENDITURE (1)	FY 2012 ALLOTMENT (2)	OBLIGATIONS INCURRED		Unobligated Balance of Allotment (5)=(2)-(4)	REMARKS (6)
				THIS REPORT (3)	TO DATE (4)		
<b>A.III.d Development, Evaluation, Monitoring and Accreditation of Non-Formal TVET</b>							
PS	701	Salaries and Wages- Regular Pay		931	4,670		
	711	PERA		48	344		
	713	Representation Allowance (RA)		23	154		
	714	Transportation Allowance (TA)		16	102		
	715	Clothing Allowance			125		
	717	PIB			12		
	724	Year-End Bonus			434		
	725						
	732	Pag-ibig Contributions		2	13		
	733	PHILHEALTH Contributions		8	47		
	734	ECC Contributions		2	11		
	742	Terminal Leave Benefits			-		
	749	Other Personnel Benefits			-		
	872	Subsidy to Regional Offices			-		
<b>Sub-Total, PS</b>			<b>9,838</b>	<b>1,030</b>	<b>5,913</b>	<b>3,925</b>	
	731	Life and Retirement Insurance Contribution	936	90	450	486	
<b>Total, PS</b>			<b>10,774</b>	<b>1,120</b>	<b>6,363</b>	<b>4,411</b>	
MOOE	751	Local Travel		6	34		
	752	Foreign Travel			-		
	753	Training Expenses		6	37		
	754	Scholarship Expenses			-		
	755	Office Supplies Expense		139	248		
	758	Food Supplies Expenses			3		
	761	Gasoline, Oil and Lubricants Expenses		5	66		
	765	Other Supplies Expenses		4	106		
	771	Postage and Deliveries			-		
	772	Telephone Expenses - Landline		28	102		
	773	Telephone Expenses - Mobile		5	38		
	775	Cable, Satellite, Telegraph & Radio Expenses		1	8		
	778	Membership, Dues & Contributions to Org'n.			-		
	780	Advertising Expenses			-		
	781	Printing and Binding Expenses		6	28		
	782	Rent Expenses			-		
	784	Transportation and Delivery Expenses			13		
	786	Subscription Expenses			12		
	793	Consultancy Services			-		
	795	General Services			-		
	799	Other Professional Services		56	264		
	811	Repairs & Maint. - Office Buildings			-		
	822	Repairs & Maint. - Furniture & Fixtures			-		
	841	Repairs & Maint. - Motor Vehicles			19		
	884	Miscellaneous Expenses		9	54		
	969	Other Maint. & Operating Expenses			18		
	872	Subsidy to Regional Offices			-		
<b>Sub-Total</b>			<b>10,975</b>	<b>265</b>	<b>1,050</b>	<b>9,926</b>	

**STATEMENTS OF ALLOTMENTS, OBLIGATIONS AND BALANCES**

As of June 30, FY 2012

(In Thousand Pesos)

Department : DOLE  
Agency/OU : TESDA  
Fund : 101

P/PIA	ALLOT. CLASS	OBJECT CLASS OF EXPENDITURE  (1)	FY 2012 ALLOTMENT  (2)	OBLIGATIONS INCURRED		Unobligated Balance of Allotment  (5)=(2)-(4)	REMARKS  (6)
				THIS REPORT  (3)	TO DATE  (4)		
<b>A.III.e Development, Evaluation, Monitoring and Accreditation of Apprenticeship Program</b>							
PS	701	Salaries and Wages- Regular Pay		843	4,699		
	711	PERA		52	374		
	713	Representation Allowance (RA)		15	105		
	714	Transportation Allowance (TA)		8	56		
	715	Clothing Allowance			140		
	717	PIB		4	8		
	724	Year-End Bonus			448		
	725						
	732	Pag-ibig Contributions		3	18		
	733	PHILHEALTH Contributions		9	50		
	734	ECC Contributions		3	15		
	740	Retirement Benefits			-		
	742	Terminal Leave			-		
	749	Other Personnel Benefits			-		
	872	Subsidy to Regional Offices			-		
		<b>Sub-Total, PS</b>	<b>10,773</b>	<b>937</b>	<b>5,913</b>	<b>4,860</b>	
	731	Life and Retirement Insurance Contribution	1,027	91	464	563	
		<b>Total, PS</b>	<b>11,800</b>	<b>1,028</b>	<b>6,377</b>	<b>5,423</b>	
MOOE	751	Local Travel		5	28		
	752	Foreign Travel			-		
	753	Training Expenses		32	243		
	754	Scholarship Expenses			-		
	755	Office Supplies Expense		138	596		
	761	Gasoline, Oil and Lubricants Expenses		30	128		
	765	Other Supplies Expenses		1	12		
	771	Postage and Deliveries			-		
	772	Telephone Expenses - Landline		5	37		
	773	Telephone Expenses - Mobile		8	34		
	774	Internet Expenses			1		
	778	Membership, Dues & Contributions to Org'n.			-		
	788	Rewards and Other Claims			-		
	780	Advertising Expenses			-		
	781	Printing and Binding Expenses		15	47		
	782	Rent Expenses			-		
	784	Transportation and Delivery Expenses		1	6		
	786	Subscription Expenses			24		
	793	Consultancy Services			-		
	795	General Services			-		
	799	Other Professional Services			-		
	811	Repairs & Maint. - Office Buildings			-		
	822	Repairs & Maint. - Furniture & Fixtures			-		
	841	Repairs & Maint. - Motor Vehicles			3		
	884	Miscellaneous Expenses		9	55		
	969	Other Maint. & Operating Expenses			16		
	872	Subsidy to Regional Offices			-		
		<b>Sub-Total</b>	<b>8,493</b>	<b>244</b>	<b>1,230</b>	<b>7,263</b>	

**STATEMENTS OF ALLOTMENTS, OBLIGATIONS AND BALANCES**  
**As of June 30, FY 2012**  
(In Thousand Pesos)

Department : DOLE  
Agency/OU : TESDA  
Fund : 101

PI/PIA	ALLOT. CLASS	OBJECT CLASS OF EXPENDITURE (1)	FY 2012 ALLOTMENT (2)	OBLIGATIONS INCURRED		Unobligated Balance of Allotment (5)=(2)-(4)	REMARKS (6)
				THIS REPORT (3)	TO DATE (4)		
<b>B. Projects</b>							
<b>I. Locally-Funded Projects</b>							
<b>a. Training for Work Scholarship Program (TWSP)</b>							
MOOE	754	Scholarship Expenses - Central Office	277,004	49,906	121,999	155,005	
		Scholarship Expenses - ARMM	13,538	-	-	13,538	
<b>Sub-Total</b>			<b>290,542</b>	<b>49,906</b>	<b>121,999</b>	<b>168,543</b>	
<b>SUMMARY:</b>							
		PS	158,424	12,809	81,836	76,588	
		RLIP	14,015	1,185	5,935	8,080	
		MOOE	464,200	20,776	237,010	227,190	
		CO	20,000	-	-	20,000	
		Locally -Funded (TWSP)	290,542	49,906	121,999	168,543	
<b>GRAND TOTAL</b>			<b>947,181</b>	<b>84,676</b>	<b>446,780</b>	<b>500,401</b>	

Prepared By:

**ANNABELLE T. QUIMBO**  
Chief, Budget Division

Noted By:

  
**PILAR G. DE LEON**  
Director, OCSA

**STATEMENT OF CUMULATIVE ALLOTMENT, OBLIGATIONS AND BALANCES  
PRIORITY DEVELOPMENT ASSISTANCE FUND (PDAF)**

As of June 30, 2012

(In Thousand Pesos)

Department : DOLE

Agency/OU : TESDA (CO)

Fund : 101

PI/IA	ALLOT. CLASS	OBJECT CLASS OF EXPENDITURE	FY 2012 Allotment	OBLIGATIONS INCURRED		Unobligated Balance of Allotment	REMARKS
				THIS REPORT	TO DATE		
<b>Current</b>							
872		LBP-NCR - To cover financial assistance for scholarship grants of 38 students at STI College, Cubao Campus released under SARO-BMB-G-12-T000001160 dated April 30, 2012 chargeable against PDAF, FY 2012, GAA, RA10155	1,000	1,000	1,000	-	
872		LBP-R-IV-A - To cover financial assistance for the implementation of scholarship program in the 2nd Dist. of Cavite for various accredited schools under SARO No. BMB-G-12-T000001743 dated May 7, 2012 chargeable against PDAF, FY 2012, GAA, RA 10155	1,000	1,000	1,000	-	
872		TESDA R-IV-A - To cover financial assistance for the implementation of scholarship program in the 1st Dist. Of Rizal for 2,000 estimated scholars at various tech-voc schools per attached Annex A under SARO No. BMB-G-12-T000002780 dated June 22, 2012 chargeable against PDAF, FY 2012, GAA, RA 10155	10,000	10,000	10,000	-	
<b>Grand Total</b>			<b>12,000</b>	<b>12,000</b>	<b>12,000</b>	-	

Prepared By:



**ANNABELLE T. QUIMBO**

Chief, Budget Division

Noted By:

**PILAR G. DE LEON**

Director, OCSA

**STATEMENTS OF ALLOTMENTS, OBLIGATIONS AND BALANCES**

As of June 30, FY 2012

(In Thousand Pesos)

Department : DOLE  
 Agency/OU : TESDA  
 Fund : 101

*DBM - B*  
*Ms. BEL*

PIPIA	ALLOT. CLASS	OBJECT CLASS OF EXPENDITURE	FY 2012 ALLOTMENT	OBLIGATIONS INCURRED		Unobligated Balance of Allotment	REMARKS
				THIS REPORT	TO DATE		
		(1)	(2)	(3)	(4)	(5)=(2)-(4)	(6)
<b>PRIOR YEAR'S BUDGET (CONTINUING APPRO.)</b>							
A.I.a General Administration and Supervision							
<b>MOOE</b>	<b>751</b>	Local Travel			4		
	<b>753</b>	Training Expenses			226		
	<b>755</b>	Office Supplies Expense			154		
	<b>758</b>	Food Supplies Expenses			1		
	<b>761</b>	Gasoline, Oil and Lubricants Expenses			93		
	<b>765</b>	Other Supplies Expenses			280		
	<b>766</b>	Water Expenses			72		
	<b>772</b>	Telephone Expenses - Landline			34		
	<b>773</b>	Telephone Expenses - Mobile			38		
	<b>778</b>	Membership, Dues & Contributions to Org'n.			7		
	<b>792</b>	Auditing Services			3		
	<b>799</b>	Other Professional Services			1,579		
	<b>811</b>	Repairs & Maint. - Office Buildings			486		
	<b>841</b>	Repairs & Maint. - Motor Vehicles			544		
	<b>852</b>	Repairs & Maint. - Parks, Plazas & Monuments			382		
	<b>872</b>	Subsidy to Regional Offices		120	3,099		
	<b>969</b>	Other Maint. & Operating Expenses			6,836		
<b>Sub-Total</b>			<b>25,452</b>	<b>120</b>	<b>15,838</b>	<b>9,614</b>	
<b>CO</b>			<b>20,000</b>	<b>-</b>	<b>-</b>	<b>20,000</b>	
<b>Sub-Total</b>			<b>20,000</b>	<b>-</b>	<b>-</b>	<b>20,000</b>	
<b>3. Projects</b>							
Locally-Funded Projects							
a. Training for Work Scholarship Program (TWSP)							
		SARO No. BMB-B-11-0005572 dated May 31, 2011- Dec. 2012	143,918	652	143,917	1	
		SARO No. BMB-B-11-01472 dated Oct. 18, 2011- Dec. 2012	230,346	4,141	230,301	45	
		SARO No. BMB-B-11-01471 dated Oct. 18, 2011- Dec. 2012	357,830	274,283	357,827	3	
<b>Sub-Total</b>			<b>732,094</b>	<b>279,076</b>	<b>732,045</b>	<b>49</b>	
<b>GRAND TOTAL</b>			<b>777,546</b>	<b>279,196</b>	<b>747,883</b>	<b>29,663</b>	

Prepared By:

Noted By:

*Annabelle T. Quimbo*  
 ANNABELLE T. QUIMBO  
 Chief, Budget Division

*Pilar G. de Leon*  
 PILAR G. DE LEON  
 Director, OCSA

**SENDING REPORT**

13 Aug. 2012 3:19AM  
*pm*

YOUR LOGO :  
 YOUR FAX NO. : *40 mtr. Ted*

OTHER FACSIMILE	START TIME	USAGE TIME	MODE	PAGES	RESULT
4901000	13 Aug. 3:18AM	00:55	SND	01	OK

TO TURN OFF REPORT, PRESS 'MENU' #04.  
 THEN SELECT OFF BY USING '+' OR '-'.