

QUARTERLY REPORT OF REVENUE AND OTHER RECEIPTS  
As at the Quarter Ending June 30, 2025

Department : Department of Labor and Employment (DOLE)  
 Agency/Entity : Technical Education and Skills Development Authority  
 Operating Unit : Central Office  
 Organization Code (UACS) : 16 009 0100000  
 Fund Cluster : 01 - Regular Agency Fund

Classification/Sources of Revenue and Other Receipts	UACS CODE	REVENUE TARGET (Annual) per BESF	Actual Revenue and Other Receipts Collections					Cumulative Remittance/Deposits to Date			Variance		Remarks
			1st Quarter Ending March 31	2nd Quarter Ending June 30	3rd Quarter Ending September 30	4th Quarter Ending December 31	Total	Remittance to BTr	Deposited with AGDB	Total	Amount	%	
1	2	3	4	5	6	7	8=(4+5+6+7)	9	10	11=(9+10)	12=(8-3)	13=(12/3)	14
<b>Regular Agency Fund</b>		7,193,000.00	1,201,930.31	1,576,171.28	0.00	0.00	2,778,101.59	2,778,101.59	0.00	2,778,101.59	(4,414,898.41)	-61 %	
Revenue Collections		231,000.00	57,140.00	65,211.70	0.00	0.00	122,351.70	122,351.70	0.00	122,351.70	(108,648.30)	-47 %	
Cash Revenue		231,000.00	57,140.00	65,211.70	0.00	0.00	122,351.70	122,351.70	0.00	122,351.70	(108,648.30)	-47 %	
Non-Tax		231,000.00	57,140.00	65,211.70	0.00	0.00	122,351.70	122,351.70	0.00	122,351.70	(108,648.30)	-47 %	
Income from Hostels/Dormitories and other Like facilities	4020213000	194,000.00	57,140.00	56,000.00	0.00	0.00	113,140.00	113,140.00	0.00	113,140.00	(80,860.00)	-42 %	
Miscellaneous Income	4060999000	37,000.00	0.00	9,211.70	0.00	0.00	9,211.70	9,211.70	0.00	9,211.70	(27,788.30)	-75 %	
Non-Revenue Collections/Other Receipts		6,962,000.00	1,144,790.31	0.00	0.00	0.00	2,655,749.89	2,655,749.89	0.00	2,655,749.89	(4,306,250.11)	-62 %	
Cash Receipts		6,962,000.00	1,144,790.31	0.00	0.00	0.00	2,655,749.89	2,655,749.89	0.00	2,655,749.89	(4,306,250.11)	-62 %	
Others		6,962,000.00	1,144,790.31	0.00	0.00	0.00	2,655,749.89	2,655,749.89	0.00	2,655,749.89	(4,306,250.11)	-62 %	
Petty Cash	1010102000	0.00	289.57	169,508.15	0.00	0.00	169,797.72	169,797.72	0.00	169,797.72	169,797.72	0 %	
Accounts Receivable	1030101000	183,000.00	936,135.99	1,177,370.17	0.00	0.00	2,113,506.16	2,113,506.16	0.00	2,113,506.16	1,930,506.16	1,055 %	
Other Receivables	1030599000	4,400,000.00	6,512.21	0.00	0.00	0.00	6,512.21	6,512.21	0.00	6,512.21	(4,393,487.79)	-100 %	
Advances for Special Disbursing Officer	1990103000	0.00	0.00	37,530.25	0.00	0.00	37,530.25	37,530.25	0.00	37,530.25	37,530.25	0 %	
Advances to Officers and Employees	1990104000	2,379,000.00	92,320.79	29,276.22	0.00	0.00	121,597.01	121,597.01	0.00	121,597.01	(2,257,402.99)	-95 %	
Government Equity	3010101000	0.00	109,531.75	68,031.34	0.00	0.00	177,563.09	177,563.09	0.00	177,563.09	177,563.09	0 %	
Per Diems - Civilian	5010299001	0.00	0.00	7,000.00	0.00	0.00	7,000.00	7,000.00	0.00	7,000.00	7,000.00	0 %	
Terminal Leave Benefits - Civilian	5010403001	0.00	0.00	22,131.45	0.00	0.00	22,131.45	22,131.45	0.00	22,131.45	22,131.45	0 %	
Landline	5020502002	0.00	0.00	112.00	0.00	0.00	112.00	112.00	0.00	112.00	112.00	0 %	
<b>GRAND TOTAL</b>		7,193,000.00	1,201,930.31	1,576,171.28	0.00	0.00	2,778,101.59	2,778,101.59	0.00	2,778,101.59	(4,414,898.41)	-61 %	

Certified Correct:


Recommending Approval By:

Approved By:

**GARRIEL M. SAUGON**  
Chief, Accounting Division  
Date:

**MA. MAGDALENA P. BUTAD**  
Director IV, FMS  
Date:

**JOSE FRANCISCO "KIKO" B. BENITEZ**  
Secretary/Director General  
Date:



**QUARTERLY REPORT OF REVENUE AND OTHER RECEIPTS**  
As at the Quarter Ending June 30, 2025

Department : Department of Labor and Employment (DOLE)  
 Agency/Entity : Technical Education and Skills Development Authority  
 Operating Unit : Central Office  
 Organization Code (UACS) : 16 009 0100000  
 Fund Cluster : 06 - Business Related Funds

Classification/Sources of Revenue and Other Receipts	UACS CODE	REVENUE TARGET (Annual) per BESF	Actual Revenue and Other Receipts Collections					Cumulative Remittance/Deposits to Date			Variance		Remarks
			1st Quarter Ending March 31	2nd Quarter Ending June 30	3rd Quarter Ending September 30	4th Quarter Ending December 31	Total	Remittance to BTr	Deposited with AGDB	Total	Amount	%	
1	2	3	4	5	6	7	8=(4+5+6+7)	9	10	11=(9+10)	12=(8-3)	13=(12/3)	14
<b>Business Related Funds</b>		21,102,000.00	11,702,314.79	6,410,114.64	0.00	0.00	18,112,429.43	0.00	18,112,429.43	18,112,429.43	(2,989,570.57)	-14 %	
Revenue Collections		21,102,000.00	11,702,314.79	6,410,114.64	0.00	0.00	18,112,429.43	0.00	18,112,429.43	18,112,429.43	(2,989,570.57)	-14 %	
Cash Revenue		21,102,000.00	11,702,314.79	6,410,114.64	0.00	0.00	18,112,429.43	0.00	18,112,429.43	18,112,429.43	(2,989,570.57)	-14 %	
Non-Tax		21,102,000.00	11,702,314.79	6,410,114.64	0.00	0.00	18,112,429.43	0.00	18,112,429.43	18,112,429.43	(2,989,570.57)	-14 %	
Other Service Income	4020199099	10,500,000.00	5,743,768.95	4,277,827.18	0.00	0.00	10,021,596.13	0.00	10,021,596.13	10,021,596.13	(478,403.87)	-5 %	TESDA Development Fund-39,283.25; Sariling Sikap Program- 9,982,312.88
Rent/Lease Income	4020205000	166,000.00	142,130.00	85,980.00	0.00	0.00	228,110.00	0.00	228,110.00	228,110.00	62,110.00	37 %	TESDA Development Fund-8,000.00; Sariling Sikap Program- 220,110.00
Income from Hostels/Dormitories and other Like facilities	4020213000	4,200,000.00	1,024,084.00	1,415,826.00	0.00	0.00	2,439,910.00	0.00	2,439,910.00	2,439,910.00	(1,760,090.00)	-42 %	
Interest on NG Deposits	4020221001	6,000,000.00	4,758,727.84	590,281.46	0.00	0.00	5,349,009.30	0.00	5,349,009.30	5,349,009.30	(650,990.70)	-11 %	TESDA Development Fund-5,343,360.50; Sariling Sikap Program- 5,848.80
Other Business Income	4020299099	164,000.00	32,100.00	40,200.00	0.00	0.00	72,300.00	0.00	72,300.00	72,300.00	(91,700.00)	-56 %	
Miscellaneous Income	4060999000	72,000.00	1,504.00	0.00	0.00	0.00	1,504.00	0.00	1,504.00	1,504.00	(70,496.00)	-98 %	
<b>GRAND TOTAL</b>		21,102,000.00	11,702,314.79	6,410,114.64	0.00	0.00	18,112,429.43	0.00	18,112,429.43	18,112,429.43	(2,989,570.57)	-14 %	

Certified Correct:

Recommending Approval By:

Approved By:

**GARRIEL M. SAUGON**  
Chief, Accounting Division  
Date:

**MA. MAGDALENA P. BUTAD**  
Director IV, FMS  
Date:


**JOSE FRANCISCO "KIKO" B. BENTEZ**  
Secretary/Director General  
Date:


**RECEIVED**  
Commission on Audit  
**TESDA Audit Group**  
**MARY J D. GLORIA**  
By: Admin Staff, COA-TESDA  
Date: 8-12-25 Time: 3:24 P


**QUARTERLY REPORT OF REVENUE AND OTHER RECEIPTS**  
As at the Quarter Ending June 30, 2025

Department : Department of Labor and Employment (DOLE)  
 Agency/Entity : Technical Education and Skills Development Authority  
 Operating Unit : Central Office  
 Organization Code (UACS) : 16 009 0100000  
 Fund Cluster : 07 - Trust Receipts

Classification/Sources of Revenue and Other Receipts	UACS CODE	REVENUE TARGET (Annual) per BESF	Actual Revenue and Other Receipts Collections					Cumulative Remittance/Deposits to Date			Variance		Remarks
			1st Quarter Ending March 31	2nd Quarter Ending June 30	3rd Quarter Ending September 30	4th Quarter Ending December 31	Total	Remittance to BTr	Deposited with AGDB	Total	Amount	%	
1	2	3	4	5	6	7	8=(4+5+6+7)	9	10	11=(9+10)	12=(8-3)	13=(12/3)	14
<b>Trust Receipts</b>		0.00	4,262,055.30	6,180,145.49	0.00	0.00	10,442,200.79	0.00	10,442,200.79	10,442,200.79	10,442,200.79	0 %	
Trust Receipts Deposited with Authorized Government Depository Banks (AGDB)		0.00	4,262,055.30	6,180,145.49	0.00	0.00	10,442,200.79	0.00	10,442,200.79	10,442,200.79	10,442,200.79	0 %	
Due from Regional Offices		0.00	14,140.10	1,754,548.75	0.00	0.00	1,768,688.85	0.00	1,768,688.85	1,768,688.85	1,768,688.85	0 %	
Due from Other Funds		0.00	1,280.00	1,819,831.49	0.00	0.00	1,821,111.49	0.00	1,821,111.49	1,821,111.49	1,821,111.49	0 %	
Trust Liabilities		0.00	4,011,635.20	0.00	0.00	0.00	4,011,635.20	0.00	4,011,635.20	4,011,635.20	4,011,635.20	0 %	
Other Service Income		0.00	235,000.00	606,000.00	0.00	0.00	841,000.00	0.00	841,000.00	841,000.00	841,000.00	0 %	
Guaranty/Security Deposits Payable		0.00	0.00	1,999,765.25	0.00	0.00	1,999,765.25	0.00	1,999,765.25	1,999,765.25	1,999,765.25	0 %	
<b>GRAND TOTAL</b>		0.00	4,262,055.30	6,180,145.49	0.00	0.00	10,442,200.79	0.00	10,442,200.79	10,442,200.79	10,442,200.79	0 %	

Certified Correct:   
**GARRIEL M. SAUGON**  
 Chief, Accounting Division  
 Date: \_\_\_\_\_

Recommending Approval By:  
  
**MA. MAGDALENA P. BUTAD**  
 Director IV, FMS  
 Date: \_\_\_\_\_

Approved By:  
  
**JOSE FRANCISCO "KIKO" B. BENITEZ**  
 Secretary/Director General  
 Date: \_\_\_\_\_