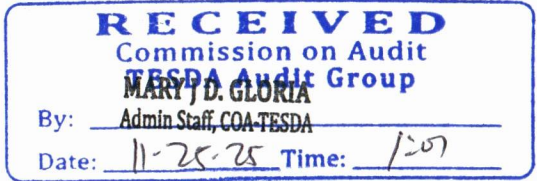




STATEMENT OF APPROVED BUDGET, UTILIZATIONS, DISBURSEMENTS AND BALANCES  
 (For Off-Budgetary Funds)  
 As at the Quarter Ending September 30, 2025

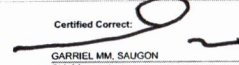



Department : Department of Labor and Employment (DOLE)  
 Agency/Entity : Technical Education and Skills Development Authority  
 Region : ALL  
 Division : ALL  
 Operating Unit : ALL  
 Fund Cluster : 06 - Business Related Funds  
 (e.g. UACS Fund Cluster: 05-Internally Generated Funds and 06-Business Related Funds)

Particulars	UACS CODE	Approved Budget				Utilizations					Disbursements				Balances				
		Approved Budgeted Revenue	Adjustments (Reductions, Modifications, Augmentations)	Adjusted Budgeted Revenue	5=(3+(-4))	1st Quarter Ending March 31	2nd Quarter Ending June 30	3rd Quarter Ending September 30	4th Quarter Ending December 31	Total	10=(6+7+8+9)	1st Quarter Ending March 31	2nd Quarter Ending June 30	3rd Quarter Ending September 30	4th Quarter Ending December 31	Total	Unutilized Budget	Unpaid Obligations (10-15)=(17+18)	
																		15=(11+12+13+14)	16=(5-10)
1	2	3	4	5	6	7	8	9	10	11	12	13	14	15	16	17	18		
General Administration and Support	10000000000000	100,987,420.20	0.00	100,987,420.20	18,230,512.16	20,819,306.00	32,431,942.89	0.00	71,481,761.05	18,230,512.16	20,819,306.00	32,431,942.89	0.00	71,481,761.05	29,505,659.15	0.00	0.00		
PS		0.00	0.00	0.00	0.00	0.00	0.00	0.00	0.00	0.00	0.00	0.00	0.00	0.00	0.00	0.00	0.00		
MOOE		100,987,420.20	0.00	100,987,420.20	18,230,512.16	20,819,306.00	32,431,942.89	0.00	71,481,761.05	18,230,512.16	20,819,306.00	32,431,942.89	0.00	71,481,761.05	29,505,659.15	0.00	0.00		
FinEx (if Applicable)		0.00	0.00	0.00	0.00	0.00	0.00	0.00	0.00	0.00	0.00	0.00	0.00	0.00	0.00	0.00	0.00		
CO		0.00	0.00	0.00	0.00	0.00	0.00	0.00	0.00	0.00	0.00	0.00	0.00	0.00	0.00	0.00	0.00		
<b>Sub-Total, General Administration and Support</b>		<b>100,987,420.20</b>	<b>0.00</b>	<b>100,987,420.20</b>	<b>18,230,512.16</b>	<b>20,819,306.00</b>	<b>32,431,942.89</b>	<b>0.00</b>	<b>71,481,761.05</b>	<b>18,230,512.16</b>	<b>20,819,306.00</b>	<b>32,431,942.89</b>	<b>0.00</b>	<b>71,481,761.05</b>	<b>29,505,659.15</b>	<b>0.00</b>	<b>0.00</b>		
Operations	30000000000000	1,035,938,111.70	196,525,637.17	1,232,463,748.87	236,187,807.04	283,069,891.10	307,865,504.11	0.00	827,123,202.25	216,324,474.48	283,614,015.62	283,883,485.91	0.00	783,821,975.01	405,340,546.62	357,537.71	42,943,888.53		
PS		0.00	0.00	0.00	0.00	0.00	0.00	0.00	0.00	0.00	0.00	0.00	0.00	0.00	0.00	0.00	0.00		
MOOE		978,569,322.42	175,940,558.67	1,154,509,881.09	219,245,911.32	271,471,502.06	296,286,277.40	0.00	787,003,690.78	207,974,713.76	266,229,636.48	273,648,770.06	0.00	747,853,120.30	367,506,190.31	357,537.71	38,793,032.77		
FinEx (if Applicable)		0.00	0.00	0.00	0.00	0.00	0.00	0.00	0.00	0.00	0.00	0.00	0.00	0.00	0.00	0.00	0.00		
CO		57,368,789.28	20,585,078.50	77,953,867.78	16,941,895.72	11,598,389.04	11,579,226.71	0.00	40,119,511.47	8,349,760.72	17,384,379.14	10,234,715.85	0.00	35,968,855.71	37,834,356.31	0.00	4,150,655.76		
PS		0.00	0.00	0.00	0.00	0.00	0.00	0.00	0.00	0.00	0.00	0.00	0.00	0.00	0.00	0.00	0.00		
MOOE		978,569,322.42	175,940,558.67	1,154,509,881.09	219,245,911.32	271,471,502.06	296,286,277.40	0.00	787,003,690.78	207,974,713.76	266,229,636.48	273,648,770.06	0.00	747,853,120.30	367,506,190.31	357,537.71	38,793,032.77		
FinEx (if Applicable)		0.00	0.00	0.00	0.00	0.00	0.00	0.00	0.00	0.00	0.00	0.00	0.00	0.00	0.00	0.00	0.00		
CO		57,368,789.28	20,585,078.50	77,953,867.78	16,941,895.72	11,598,389.04	11,579,226.71	0.00	40,119,511.47	8,349,760.72	17,384,379.14	10,234,715.85	0.00	35,968,855.71	37,834,356.31	0.00	4,150,655.76		
PS		0.00	0.00	0.00	0.00	0.00	0.00	0.00	0.00	0.00	0.00	0.00	0.00	0.00	0.00	0.00	0.00		
MOOE		978,569,322.42	175,940,558.67	1,154,509,881.09	219,245,911.32	271,471,502.06	296,286,277.40	0.00	787,003,690.78	207,974,713.76	266,229,636.48	273,648,770.06	0.00	747,853,120.30	367,506,190.31	357,537.71	38,793,032.77		
FinEx (if Applicable)		0.00	0.00	0.00	0.00	0.00	0.00	0.00	0.00	0.00	0.00	0.00	0.00	0.00	0.00	0.00	0.00		
CO		57,368,789.28	20,585,078.50	77,953,867.78	16,941,895.72	11,598,389.04	11,579,226.71	0.00	40,119,511.47	8,349,760.72	17,384,379.14	10,234,715.85	0.00	35,968,855.71	37,834,356.31	0.00	4,150,655.76		

Department : Department of Labor and Employment (DOLE)  
 Agency/Entity : Technical Education and Skills Development Authority  
 Region : ALL  
 Division : ALL  
 Operating Unit : ALL  
 Fund Cluster : 06 - Business Related Funds  
 (e.g. UACS Fund Cluster: 05-Internally Generated Funds and 06-Business Related Funds)

Particulars	UACS CODE	Approved Budget			Utilizations					Disbursements					Balances		
		Approved Budgeted Revenue	Adjustments (Reductions, Modifications/ Augmentations)	Adjusted Budgeted Revenue	1st Quarter Ending March 31	2nd Quarter Ending June 30	3rd Quarter Ending September 30	4th Quarter Ending December 31	Total	1st Quarter Ending March 31	2nd Quarter Ending June 30	3rd Quarter Ending September 30	4th Quarter Ending December 31	Total	Unutilized Budget	Unpaid Obligations (10-15)=(17+18)	
																Due and Demandable	Not Yet Due and Demandable
		3	4	5=(3+(-4))	6	7	8	9	10=(6+7+8+9)	11	12	13	14	15=(11+12+13+14)	16=(5-10)	17	18
Sub-Total, Operations		1,035,938,111.70	196,525,637.17	1,232,463,748.87	236,187,807.04	283,069,891.10	307,865,504.11	0.00	827,123,202.25	216,324,474.48	283,614,015.62	283,883,485.91	0.00	783,821,976.01	405,340,546.62	357,537.71	42,943,688.53
PS		0.00	0.00	0.00	0.00	0.00	0.00	0.00	0.00	0.00	0.00	0.00	0.00	0.00	0.00	0.00	0.00
MOOE		978,569,322.42	175,940,558.67	1,154,509,881.09	219,245,911.32	271,471,562.06	296,286,277.40	0.00	787,003,690.78	207,974,713.76	266,229,636.48	273,648,770.06	0.00	747,853,120.30	367,506,190.31	357,537.71	38,793,032.77
FinEx (if Applicable)		0.00	0.00	0.00	0.00	0.00	0.00	0.00	0.00	0.00	0.00	0.00	0.00	0.00	0.00	0.00	0.00
CO		57,368,789.28	20,585,078.50	77,953,867.78	16,941,895.72	11,598,389.04	11,579,226.71	0.00	40,119,511.47	8,349,760.72	17,384,379.14	10,234,715.85	0.00	35,968,855.71	37,834,356.31	0.00	4,150,655.76
GRAND TOTAL		1,136,925,531.90	196,525,637.17	1,333,451,169.07	254,418,319.20	303,889,197.10	340,297,447.00	0.00	898,604,963.30	234,954,986.64	304,433,321.62	316,315,428.80	0.00	855,303,737.06	434,846,205.77	357,537.71	42,943,688.53
PS		0.00	0.00	0.00	0.00	0.00	0.00	0.00	0.00	0.00	0.00	0.00	0.00	0.00	0.00	0.00	0.00
MOOE		1,079,556,742.62	175,940,558.67	1,255,497,301.29	237,476,423.48	292,290,808.06	328,718,226.29	0.00	858,485,451.83	226,205,225.92	287,048,842.48	306,080,712.95	0.00	819,334,881.35	397,011,849.46	357,537.71	38,793,032.77
FinEx (if Applicable)		0.00	0.00	0.00	0.00	0.00	0.00	0.00	0.00	0.00	0.00	0.00	0.00	0.00	0.00	0.00	0.00
CO		57,368,789.28	20,585,078.50	77,953,867.78	16,941,895.72	11,598,389.04	11,579,226.71	0.00	40,119,511.47	8,349,760.72	17,384,379.14	10,234,715.85	0.00	35,968,855.71	37,834,356.31	0.00	4,150,655.76

Certified Correct:   
 GABRIEL M. SAUGON  
 Chief Accountant

Recommending Approval By:   
 MA. MAGDALENA L. BUTAD  
 Director IV, FMS

Approved By:   
 JOSE FRANCISCO "KIKO" B. BENTIZ  
 Secretary/Director General, TESDA

**RECEIVED**  
 Commission on Audit  
 RESDA Audit Group  
 By: Admin Staff, COA-TESDA  
 Date: 11-25-28 Time: 1:07