

QUARTERLY REPORT OF REVENUE AND OTHER RECEIPTS
As at the Quarter Ending June 30, 2024



Department : Department of Labor and Employment (DOLE)
 Agency : Technical Education and Skills Development Authority
 Operating Unit : Central Office
 Organization Code : 16 009 0100000
 Fund Cluster : 01 - Regular Agency Fund

Classification/Sources of Revenue and Other Receipts	UACS CODE	REVENUE TARGET (Annual) per BESF	Actual Revenue and Other Receipts Collections					Cumulative Remittance/Deposits to Date			Variance		Remarks
			1st Quarter Ending March 31	2nd Quarter Ending June 30	3rd Quarter Ending Sept. 30	4th Quarter Ending Dec. 31	Total	Remittance to BTr	Deposited with AGDB	TOTAL	Amount	%	
1	2	3	4	5	6	7	8=[(6+(-)7)-8+9]	9	10	11=(9+10)	12=(8-3)	13=(12/3)	14
Regular Agency Fund		224,000.00	1,360,085.66	1,343,986.21	-	-	2,704,071.87	2,704,071.87	-	2,704,071.87	2,480,071.87	1107%	
Non-Revenue Collections/Other Receipts		224,000.00	1,360,085.66	1,343,986.21	-	-	2,704,071.87	2,704,071.87	-	2,704,071.87	2,480,071.87	1107%	
Cash Receipts		224,000.00	1,360,085.66	1,343,986.21	-	-	2,704,071.87	2,704,071.87	-	2,704,071.87	2,480,071.87	1107%	
Not Applicable		224,000.00	1,360,085.66	1,343,986.21	-	-	2,704,071.87	2,704,071.87	-	2,704,071.87	2,480,071.87	1107%	
Petty Cash	1010102000	-	-	5.00	-	-	5.00	5.00	-	5.00	5.00	0%	
Accounts Receivable	1030101001	-	1,160,789.38	1,100,888.74	-	-	2,261,678.12	2,261,678.12	-	2,261,678.12	2,261,678.12	0%	
Advances to Officers and Employees	1030101002	-	89,390.29	94,768.81	-	-	184,159.10	184,159.10	-	184,159.10	184,159.10	0%	
Life and Retirement Premium	2020102001	-	-	439.43	-	-	439.43	439.43	-	439.43	439.43	0%	
Pag-IBIG Premium	2020103001	-	-	200.00	-	-	200.00	200.00	-	200.00	200.00	0%	
Other Payables	2999999000	-	-	50.00	-	-	50.00	50.00	-	50.00	50.00	0%	
Government Equity	3010101000	-	85,735.99	-	-	-	85,735.99	85,735.99	-	85,735.99	85,735.99	0%	
Income from Hostels/Dormitories and other Like	4020213000	224,000.00	24,170.00	58,610.00	-	-	82,780.00	82,780.00	-	82,780.00	(141,220.00)	-63%	
Miscellaneous Income	4060999000	-	-	36,573.41	-	-	36,573.41	36,573.41	-	36,573.41	36,573.41	0%	
Salaries and Wages - Casual/Contractual	5010102000	-	-	16,477.18	-	-	16,477.18	16,477.18	-	16,477.18	16,477.18	0%	
PERA - Civilian	5010201001	-	-	4,363.64	-	-	4,363.64	4,363.64	-	4,363.64	4,363.64	0%	
Representation Allowance (RA)	5010201001	-	-	9,300.00	-	-	9,300.00	9,300.00	-	9,300.00	9,300.00	0%	
Transportation Allowance (TA)	5010203001	-	-	9,300.00	-	-	9,300.00	9,300.00	-	9,300.00	9,300.00	0%	
Clothing/Uniform Allowance - Civilian	5010204001	-	-	13,010.00	-	-	13,010.00	13,010.00	-	13,010.00	13,010.00	0%	
TOTAL		224,000.00	1,360,085.66	1,343,986.21	-	-	2,704,071.87	2,704,071.87	-	2,704,071.87	2,480,071.87	1107%	

Certified Correct:

Recommending Approval:

Approved By:

GARRIEL M. SAUGON
Chief Accountant
Date:

MA. MAGDALENA P. BUTAD
Director IV, FMS
Date:

SUHARTO T. MANGUDADATU, Ph. D.
Secretary/Director General, TESDA
Date:

COMMISSION ON AUDIT
RECEIVED BY: [Signature]
DATE: 7/26/24
TIME: 1:20p

QUARTERLY REPORT OF REVENUE AND OTHER RECEIPTS
As at the Quarter Ending June 30, 2024


Department : Department of Labor and Employment (DOLE)
Agency : Technical Education and Skills Development Authority
Operating Unit : Central Office
Organization Code : 16 009 0100000
Fund Cluster : 06 - Business Related Funds

Classification/Sources of Revenue and Other Receipts	UACS CODE	REVENUE TARGET (Annual) per BESF	Actual Revenue and Other Receipts Collections					Cumulative Remittance/Deposits to Date			Variance		Remarks
			1st Quarter Ending March 31	2nd Quarter Ending June 30	3rd Quarter Ending Sept. 30	4th Quarter Ending Dec. 31	Total	Remittance to BTr	Deposited with AGDB	TOTAL	Amount	%	
1	2	3	4	5	6	7	8=[(6+(-)7)-8+9]	9	10	11=(9+10)	12=(8-3)	13=(12/3)	14
Business Related Funds		15,883,139.00	4,846,127.15	4,651,743.81	-	-	9,497,870.96	-	9,497,870.96	9,497,870.96	(6,385,268.04)	-40%	
Non-Revenue Collections/Other Receipts		15,883,139.00	4,846,127.15	4,651,743.81	-	-	9,497,870.96	-	9,497,870.96	9,497,870.96	(6,385,268.04)	-40%	
Cash Receipts		15,883,139.00	4,846,127.15	4,651,743.81	-	-	9,497,870.96	-	9,497,870.96	9,497,870.96	(6,385,268.04)	-40%	
Not Applicable		15,883,139.00	4,846,127.15	4,651,743.81	-	-	9,497,870.96	-	9,497,870.96	9,497,870.96	(6,385,268.04)	-40%	
Accounts Receivable	1030101000		1,014,406.24	-	-	-	1,014,406.24	-	1,014,406.24	1,014,406.24	1,014,406.24	0%	
Other Service Income	4020199099	1,629,639.00	2,193,581.95	2,941,989.14	-	-	5,135,571.09	-	5,135,571.09	5,135,571.09	3,505,932.09	215%	TESDA Development Fund- 23,197.50; Sariling Sikap Program- 5,112,373.59
Rent/Lease Income	4020205000		50,774.00	19,337.00	-	-	120,885.00	-	120,885.00	120,885.00	120,885.00	0%	
Income from Hostels/Dormitories and other Like	4020213000	9,400,000.00	981,302.00	1,104,407.38	-	-	2,085,709.38	-	2,085,709.38	2,085,709.38	(7,314,290.62)	-78%	
Interest on NG Deposits	4020221001	4,800,000.00	548,462.96	551,681.29	-	-	1,100,144.25	-	1,100,144.25	1,100,144.25	(3,699,855.75)	-77%	TESDA Development Fund- 1,094,834.05; Sariling Sikap Program- 5,310.20
Other Business Income	4020299099	53,500.00	57,600.00	29,000.00	-	-	86,600.00	-	86,600.00	86,600.00	33,100.00	62%	
Miscellaneous Income	4060999000	-	-	5,329.00	-	-	62,929.00	-	62,929.00	62,929.00	62,929.00	0%	
TOTAL		15,883,139.00	4,846,127.15	4,651,743.81	-	-	9,497,870.96	-	9,497,870.96	9,497,870.96	(6,385,268.04)	-40%	

Certified Correct:


Recommending Approval:

Approved By:


GARRIEL M. SAUGON
Chief Accountant
Date:


MA. MAGDALENA P. BUTAD
Director IV, FMS
Date:


SUHARTO T. MANGUDADATU, Ph. D.
Secretary/Director General, TESDA
Date:

COMMISSION ON AUDIT
RECEIVED BY: 
DATE: 7/26/24
TIME: 1:20p

QUARTERLY REPORT OF REVENUE AND OTHER RECEIPTS
As at the Quarter Ending June 30, 2024

Department : Department of Labor and Employment (DOLE)
Agency : Technical Education and Skills Development Authority
Operating Unit : Central Office
Organization Code : 16 009 0100000
Fund Cluster : 07 - Trust Receipts


Classification/Sources of Revenue and Other Receipts	UACS CODE	REVENUE TARGET (Annual) per BESF	Actual Revenue and Other Receipts Collections					Cumulative Remittance/Deposits to Date			Variance		Remarks
			1st Quarter Ending March 31	2nd Quarter Ending June 30	3rd Quarter Ending Sept. 30	4th Quarter Ending Dec. 31	Total	Remittance to BTr	Deposited with AGDB	TOTAL	Amount	%	
1	2	3	4	5	6	7	8=[(6+(-)7)-8+9]	9	10	11=(9+10)	12=(8-3)	13=(12/3)	14
Trust Receipts		-	2,986,882.00	11,985,881.90	-	-	14,972,763.90	-	14,972,763.90	14,972,763.90	14,972,763.90	0 %	
Trust Receipts Deposited with Authorized Government Depository Banks (AGDB)		-	2,986,882.00	11,985,881.90	-	-	14,972,763.90	-	14,972,763.90	14,972,763.90	14,972,763.90	0 %	
Due from Regional Offices		-	2,471,882.00	-	-	-	2,471,882.00	-	2,471,882.00	2,471,882.00	2,471,882.00	0 %	
Accumulated Surplus/(Deficit)		-	90,000.00	-	-	-	90,000.00	-	90,000.00	90,000.00	90,000.00	0 %	
Other Service Income		-	425,000.00	515,000.00	-	-	940,000.00	-	940,000.00	940,000.00	940,000.00	0 %	
Due from Other Funds		-	-	15,125.00	-	-	15,125.00	-	15,125.00	15,125.00	15,125.00	0 %	
Due to NGAs		-	-	10,000,000.00	-	-	10,000,000.00	-	10,000,000.00	10,000,000.00	10,000,000.00	0 %	
Trust Liabilities		-	-	1,455,756.90	-	-	1,455,756.90	-	1,455,756.90	1,455,756.90	1,455,756.90	0 %	
TOTAL		-	2,986,882.00	11,985,881.90	-	-	14,972,763.90	-	14,972,763.90	14,972,763.90	14,972,763.90	0 %	

Certified Correct:



GARRIEL M. SAUGON
Chief Accountant
Date:


Recommending Approval:


MA. MAGDALENA P. BUTAD
Director IV, FMS
Date:

Approved By:



SUHARTO T. MANGUDATU, Ph. D.
Secretary/Director General, TESDA
Date:

COMMISSION ON AUDIT
RECEIVED BY: 
DATE: 7/20/24
TIME: 1:20