

FILE COPY

FAR No. 4

MONTHLY REPORT OF DISBURSEMENTS
For the month of February 2024

Department: Department of Labor and Employment
Agency: Technical Education and Skills Development Authority
Operating Unit: Central Office
Organization Code: 22 009 0100000
Fund Cluster: 01 Regular Agency Fund

Particulars	Current Year Budget					Prior Year's Budget					Prior Year's Accounts Payable					Current Year's Accounts					Trust Liabilities				Grand Total					Remarks
	PS	MOOE	FinEx	CO	TOTAL	PS	MOOE	FinEx	CO	Sub-Total	PS	MO	FinEx	CO	Su	TOTAL	SUB-TOTAL	PS	MO	CO	TOT AL	PS	MOOE	FinEx	CO	TOTAL				
	1	2	3	4	5	6=(2+3+4+5)	7	8	9	10	11=(7+8+9+10)	12	13	14	15	16=(12+13+14+15)	17=(11+16)	18=(6+17)	19	20	21	22=(19+20+21)	23	24	25	26	27=(23+24+25+26)	28		
CASH DISBURSEMENTS	25,038,347.13	13,366,250.12	-	-	38,404,597.25	-	15,470,617.86	-	436,246.05	15,906,863.91	-	-	-	-	-	15,906,863.91	54,311,461.16	-	-	-	-	25,038,347.13	28,836,867.98	-	436,246.05	54,311,461.16				
Notice of Cash Allocation (NCA)	25,038,347.13	13,366,250.12	-	-	38,404,597.25	-	15,470,617.86	-	436,246.05	15,906,863.91	-	-	-	-	-	15,906,863.91	54,311,461.16	-	-	-	-	25,038,347.13	28,836,867.98	-	436,246.05	54,311,461.16				
MDS Checks Issued	22,350,914.31	5,965,949.65	-	-	28,316,863.96	-	9,286,802.38	-	-	9,286,802.38	-	-	-	-	-	9,286,802.38	37,603,666.34	-	-	-	-	22,350,914.31	15,252,752.03	-	-	37,603,666.34				
Advice to Debit Account	2,687,432.82	7,400,300.47	-	-	10,087,733.29	-	6,183,815.48	-	436,246.05	6,620,061.53	-	-	-	-	-	6,620,061.53	16,707,794.82	-	-	-	-	2,687,432.82	13,584,115.95	-	436,246.05	16,707,794.82				
TOTAL CASH DISBURSEMENTS	25,038,347.13	13,366,250.12	-	-	38,404,597.25	-	15,470,617.86	-	436,246.05	15,906,863.91	-	-	-	-	-	15,906,863.91	54,311,461.16	-	-	-	-	25,038,347.13	28,836,867.98	-	436,246.05	54,311,461.16				
NON-CASH DISBURSEMENTS	1,838,352.33	37,638.41	-	-	1,875,990.74	-	939,520.89	-	61,358.58	1,000,879.47	-	-	-	-	-	1,000,879.47	2,876,870.21	-	-	-	-	1,838,352.33	977,159.30	-	61,358.58	2,876,870.21				
Tax Remittance Advices Issued (TRA)	1,838,352.33	37,638.41	-	-	1,875,990.74	-	939,520.89	-	61,358.58	1,000,879.47	-	-	-	-	-	1,000,879.47	2,876,870.21	-	-	-	-	1,838,352.33	977,159.30	-	61,358.58	2,876,870.21				
TOTAL NON-CASH DISBURSEMENTS	1,838,352.33	37,638.41	-	-	1,875,990.74	-	939,520.89	-	61,358.58	1,000,879.47	-	-	-	-	-	1,000,879.47	2,876,870.21	-	-	-	-	1,838,352.33	977,159.30	-	61,358.58	2,876,870.21				
GRAND TOTAL	26,876,699.46	13,403,888.53	-	-	40,280,587.99	-	16,410,138.75	-	497,604.63	16,907,743.38	-	-	-	-	-	16,907,743.38	57,188,331.37	-	-	-	-	26,876,699.46	29,814,027.28	-	497,604.63	57,188,331.37				

SUMMARY

Particulars (1)	Previous Report (2)	This Month (3)	As at Date (4)
Total Disbursement Authorities Received	89,993,560.51	1,278,539,870.21	1,368,533,430.72
NCA	80,252,000.00	1,275,863,000.00	1,355,915,000.00
NTA	-	-	-
Working Fund	-	-	-
TRA	9,741,560.51	2,876,870.21	12,618,430.72
CDC	-	-	-
NCAA	-	-	-
Less: Notice of Transfer of Allocations (NTA)* issued	36,343,247.50	12,487,262.17	48,830,509.67
Total Disbursement Authorities Available	53,650,313.01	1,266,052,608.04	1,319,702,921.05
Less:	-	-	-
Lapsed NCA Disbursements	52,707,863.38	57,188,331.37	109,896,314.75
Less: Other Non-Cash Disbursements	-	-	-
Disbursements effected through outright deductions from claims	-	-	-
Overpayment of expenses (e.g. personnel benefits)	-	-	-
Restitution for loss of government property	-	-	-
Liquidated damages and similar claims	-	-	-
Others (e.g. TEF, BTR, Docs Stamp, etc.)	-	-	-
Add/Less: Adjustments (e.g. cancelled/stale checks)	-	-	-
Balance of Disbursement Authorities as at date	53,650,313.01	1,266,052,608.04	1,319,702,921.05
Total Disbursements Program	52,707,863.38	57,188,331.37	109,896,314.75
Less: Actual Disbursements	942,329.63	1,208,864,276.67	1,209,806,606.30

Notes: * The use of NTA is discouraged
Notes: ** Amounts should tally with the grand total disbursement

Certified Correct:

GARRIEL M. SAUGON


Date

Approved By:

SAMANTHA DIBANSA

Date

FMS-2024



COMMISSION ON AUDIT
RECEIVED BY: SM
DATE: 3/11/24
TIME: 2:25

FILE COPY

**MONTHLY REPORT OF DISBURSEMENTS
For the Month of February 1-29, 2024**


FAR No. 4


Department: DEPARTMENT OF LABOR AND EMPLOYMENT (DOLE)
 Agency: TECHNICAL EDUCATION AND SKILLS DEVELOPMENT AUTHORITY (TESDA)
 Operating Unit: CENTRAL OFFICE
 Organization Code: 22-009-0100000
 Funding Source: 01 - Regular Agency Fund

PARTICULARS	CURRENT YEAR BUDGET				PRIOR YEAR'S BUDGET					SUB-TOTAL	GRAND TOTAL				REMARKS
	PS	MOOE	CO	TOTAL	PRIOR YEAR'S ACCOUNTS PAYABLE				TOTAL		PS	MOOE	CO	TOTAL	
					PS	MOOE	CO	Sub-Total							
Notice of Cash Allocation															
MDS Checks Issued	22,350,914.31	5,965,949.65	-	28,316,863.96	-	9,286,802.38	-	9,286,802.38	9,286,802.38	37,603,666.34	22,350,914.31	15,252,752.03	-	37,603,666.34	
LDDAP-ADA	2,687,432.82	7,400,300.47	-	10,087,733.29	-	6,183,815.48	436,246.05	6,620,061.53	6,620,061.53	16,707,794.82	2,687,432.82	13,584,115.95	436,246.05	16,707,794.82	
Tax Remittance Advice	1,838,352.33	37,638.41	-	1,875,990.74		939,520.89	61,358.58	1,000,879.47	1,000,879.47	2,876,870.21	1,838,352.33	977,159.30	61,358.58	2,876,870.21	
Total	26,876,699.46	13,403,888.53	-	40,280,587.99	-	16,410,138.75	497,604.63	16,907,743.38	16,907,743.38	57,188,331.37	26,876,699.46	29,814,027.28	497,604.63	57,188,331.37	


SUMMARY:

	Prev. Report	This Month	As of Date		Prev. Report	This Month	As of Date
Total Disbursements Authorities Received	<u>89,993,560.51</u>	<u>1,278,539,870.21</u>	<u>1,368,533,430.72</u>	Total Disbursements Program	53,650,313.01	1,266,052,608.04	1,319,702,921.05
Notice of Cash Allocation (NCA)	80,252,000.00	1,275,663,000.00	1,355,915,000.00	Less: Actual Disbursements	52,707,983.38	57,188,331.37	109,896,314.75
Tax Remittance Advice (TRA)	9,741,560.51	2,876,870.21	12,618,430.72	(Over)/Under Spending	<u>942,329.63</u>	<u>1,208,864,276.67</u>	<u>1,209,806,606.30</u>
Less: Notice of Transfer Allocation (NTA) Issued	36,343,247.50	12,487,262.17	48,830,509.67				
Total Disbursements Authorities Available	<u>53,650,313.01</u>	<u>1,266,052,608.04</u>	<u>1,319,702,921.05</u>				
Less:							
Lapsed NCA							
Disbursements	52,707,983.38	57,188,331.37	109,896,314.75				
Total	<u>52,707,983.38</u>	<u>57,188,331.37</u>	<u>109,896,314.75</u>				
Balance of Disbursements Authorities as of to Date	<u>942,329.63</u>	<u>1,208,864,276.67</u>	<u>1,209,806,606.30</u>				

Certified Correct: 
GARRIEL M. SAUGON
 Chief Accountant-FMS-AD
 Date: _____

Approved by: 
SAMAD B. DIBANSA
 Officer-In-Charge-FMS-OED
 Date: _____
 FMS-2024

DEPARTMENT OF BUDGET AND MANAGEMENT
 AS OFFICIAL WORKING COPY
RECEIVED
MAR 08 2024
 BY: 

COMMISSION ON AUDIT
 RECEIVED BY: 
 DATE: 3/11/24
 2:55