


**MONTHLY REPORT OF DISBURSEMENT**  
For the month of May 2024

FAR NO. 4

Department: Department of Labor and Employment (DOLE)  
Entity Name: Technical Education and Skills Development Authority  
Operating Unit: ALL  
Organization Code (UACS): 22-009-0100000  
Funding Source Code (as Clustered): TRUST RECEIPTS



Particulars	CURRENT YEAR BUDGET					PRIOR YEAR'S BUDGET											SUB TOTAL	TRUST LIABILITIES				GRAND TOTAL					Remarks		
	PS	MOOE	Fin Exp.	CO	TOTAL	PRIOR YEAR'S ACCOUNTS PAYABLE					CURRENT YEAR'S ACCOUNT PAYABLE							PS	MOOE	CO	Total	PS	MOOE	Fin Exp.	CO	Total			
						PS	MOOE	Fin Exp.	CO	Sub Total	PS	MOOE	Fin Exp.	CO	Sub Total	TOTAL													
1	2	3	4	5	6=(2+3+4+5)	7	8	9	10	11=(7+8+9+10)	12	13	14	15	16=(12+13+14+15)	17=(11+16)	18=(6+17)	19	20	21	22=(19+20+21)	23	24	25	26	27=(23+24+25+26)	28		
<b>MAY</b>																													0.00
<b>CASH DISBURSEMENT</b>																													0.00
Notice of Cash Allocation																													0.00
MDS Checks Issued/RCI																													0.00
Advice to Debit Account																													0.00
Notice of Transfer Allocation (NTA)																													0.00
MDS Checks Issued/RCI																													0.00
Advice to Debit Account																													0.00
Working Funds for FAPs																													0.00
Cash Disbursement Ceiling (CDC)																													0.00
<b>Total Cash Disbursement</b>																													0.00
<b>NON-CASH DISBURSEMENT</b>																													0.00
Tax Remittance Advices Issued (TRA)																													0.00
Non-Cash Availment Authority (NCAA)																													0.00
Disbursements effected through outright deductions from claims (please specify)																													0.00
Over payment of expenses (e.g. personnel benefits)																													0.00
Restitution for loss of government property																													0.00
Liquidated damages and similar claims																													0.00
Others (CDT, BTr Docs Stamp, etc)																													0.00
<b>Total Non-Cash Disbursement</b>																													0.00
<b>SUB TOTAL</b>																													0.00

Summary:



	Previous Report	This Month	As of Date
Total Disbursement Authorities Received	91,047,968.10	42,330,891.84	133,378,859.94
NCA	90,710,000.00	41,813,000.00	132,523,000.00
TRA	337,968.10	517,891.84	855,859.94
<b>Total Disbursement Authorities Available</b>	<b>91,047,968.10</b>	<b>42,330,891.84</b>	<b>133,378,859.94</b>
Disbursements*	26,034,321.74	36,687,377.15	62,721,698.89
<b>Balance of Disbursement Authorities as at date</b>	<b>65,013,646.36</b>	<b>5,643,514.69</b>	<b>70,657,161.05</b>
Total Disbursement Program	91,047,968.10	42,330,891.84	133,378,859.94
Less *Actual Disbursements	26,034,321.74	36,687,377.15	62,721,698.89
(Over)/Under spending	<b>65,013,646.36</b>	<b>5,643,514.69</b>	<b>70,657,161.05</b>

Certified Correct:

GARRIEL M. SAUGON  
Chief Accountant, FMS-AD

Approved by:

MA. MAGDALENA P. BUTAD  
Director IV, FMS



COMMISSION ON GOVERNMENT AUDIT  
RECEIVED BY: [Signature]  
DATE: 7/26/24  
TIME: 10:42