


FY 2024 MONTHLY DISBURSEMENT PROGRAM
(In Thousand Pesos)


Department : Department of Labor and Employment (DOLE)
 Agency/Entity : Technical Education and Skills Development Authority
 Operating Unit : Central Office
 Organization Code (UACS) : 16 009 0100000


Particulars	UACS CODE	Total Programs	Tax Remittance Advice (TRA)	Net Program	Full Year Requirement																
					QUARTER 1				QUARTER 2				QUARTER 3				QUARTER 4				Full Year
					January	February	March	Sub Total	April	May	June	Sub Total	July	August	September	Sub Total	October	November	December	Sub Total	Total
6	7	8	9=6+7+8	10	11	12	13=10+11+12	14	15	16	17=14+15+16	18	19	20	21=18+19+20	22					
I. NOTICE OF CASH ALLOCATION		18,770,435	163,568	18,806,867	80,148	1,332,097	1,273,563	2,685,808	2,330,026	2,505,125	3,337,274	8,172,425	1,850,396	984,785	1,234,923	4,070,104	1,369,669	1,126,005	1,135,456	3,631,130	18,559,467
A. Fiscal Year's (FY) Budget		15,926,255	65,060	15,861,195	80,148	1,275,580	1,271,493	2,627,201	2,113,526	2,130,852	2,773,469	7,017,847	959,809	984,785	1,234,923	3,169,517	717,769	1,126,005	1,135,456	2,979,230	15,813,795
New GAA		15,901,162	63,806	15,837,356	78,161	1,273,573	1,269,507	2,621,241	2,111,539	2,128,866	2,771,483	7,011,888	957,822	982,799	1,232,937	3,183,556	715,782	1,124,018	1,133,469	2,973,269	15,789,956
GAAAO (ANNEX A)		12,491,162	63,806	12,427,356	78,161	390,631	386,566	855,358	1,737,341	1,754,668	2,272,552	5,764,561	848,785	863,762	1,074,221	2,786,768	715,782	1,124,018	1,133,469	2,973,269	12,379,956
Specific Budgets of National Government Agencies	1 01 101	12,491,162	63,806	12,427,356	78,161	390,631	386,566	855,358	1,737,341	1,754,668	2,272,552	5,764,561	848,785	863,762	1,074,221	2,786,768	715,782	1,124,018	1,133,469	2,973,269	12,379,956
PS		551,908	20,349	531,559	38,130	42,824	38,787	119,741	35,758	53,098	33,588	122,444	33,725	48,733	33,594	116,052	33,594	54,880	37,448	125,922	484,159
MOOE		11,931,586	43,074	11,888,512	40,031	347,807	347,779	735,617	1,701,583	1,701,570	2,238,964	5,642,117	815,060	815,029	1,040,627	2,670,716	674,903	1,069,138	1,096,021	2,840,062	11,888,512
CO		7,668	383	7,285	0	0	0	0	0	0	0	0	0	0	0	0	7,285	0	0	7,285	7,285
FOR ISSUANCE OF GARO/SARO		3,410,000	0	3,410,000	0	882,942	882,941	1,765,883	374,198	374,198	496,931	1,247,327	119,037	119,037	158,716	396,790	0	0	0	0	3,410,000
Specific Budgets of National Government Agencies	1 01 101	3,410,000	0	3,410,000	0	882,942	882,941	1,765,883	374,198	374,198	496,931	1,247,327	119,037	119,037	158,716	396,790	0	0	0	0	3,410,000
MOOE		3,410,000	0	3,410,000	0	882,942	882,941	1,765,883	374,198	374,198	496,931	1,247,327	119,037	119,037	158,716	396,790	0	0	0	0	3,410,000
Automatic Appropriation		25,093	1,254	23,839	1,987	1,987	1,986	5,960	1,987	1,986	1,986	5,959	1,987	1,986	1,986	5,959	1,987	1,987	1,987	5,961	23,839
Retirement and Life Insurance Premiums	1 04 102	25,093	1,254	23,839	1,987	1,987	1,986	5,960	1,987	1,986	1,986	5,959	1,987	1,986	1,986	5,959	1,987	1,987	1,987	5,961	23,839
PS		25,093	1,254	23,839	1,987	1,987	1,986	5,960	1,987	1,986	1,986	5,959	1,987	1,986	1,986	5,959	1,987	1,987	1,987	5,961	23,839
B. Prior Year (PY) Obligation		1,017,866	50,005	967,861	0	56,413	0	56,413	0	347,892	563,556	911,448	0	0	0	0	0	0	0	0	967,861
Prior Year Accounts Payable		59,364	2,951	56,413	0	56,413	0	56,413	0	0	0	0	0	0	0	0	0	0	0	0	56,413
PS		335	0	335	0	335	0	335	0	0	0	0	0	0	0	0	0	0	0	0	335
MOOE		48,504	2,425	46,079	0	46,079	0	46,079	0	0	0	0	0	0	0	0	0	0	0	0	46,079
CO		10,525	526	9,999	0	9,999	0	9,999	0	0	0	0	0	0	0	0	0	0	0	0	9,999
Not Yet Due and Demandable Obligations		958,502	47,054	911,448	0	0	0	0	0	347,892	563,556	911,448	0	0	0	0	0	0	0	0	911,448
MOOE		347,891	17,394	330,497	0	0	0	0	0	330,497	0	330,497	0	0	0	0	0	0	0	0	330,497
CO		610,611	29,660	580,951	0	0	0	0	0	17,395	563,556	580,951	0	0	0	0	0	0	0	0	580,951
TOTAL PROGRAM, PY OBLIGATION		1,017,866	50,005	967,861	0	56,413	0	56,413	0	347,892	563,556	911,448	0	0	0	0	0	0	0	0	967,861
PS		335	0	335	0	335	0	335	0	0	0	0	0	0	0	0	0	0	0	0	335
MOOE		398,395	19,819	376,576	0	46,079	0	46,079	0	330,497	0	330,497	0	0	0	0	0	0	0	0	376,576
CO		621,136	30,186	590,950	0	9,999	0	9,999	0	17,395	563,556	580,951	0	0	0	0	0	0	0	0	590,950
C. OTHERS		1,826,314	48,503	1,777,811	0	124	2,070	2,194	216,530	26,381	249	243,130	880,587	0	0	880,587	651,900	0	0	651,900	1,777,811


Department : Department of Labor and Employment (DOLE)
 Agency/Entity : Technical Education and Skills Development Authority
 Operating Unit : Central Office
 Organization Code (UACS) : 16 009 0100000

Particulars	UACS CODE	Total Programs	Tax Remittance Advice (TRA)	Net Program	Full Year Requirement																	
					QUARTER 1				QUARTER 2				QUARTER 3				QUARTER 4				Full Year	
					January	February	March	Sub Total	April	May	June	Sub Total	July	August	September	Sub Total	October	November	December	Sub Total	Total	
1	2	3	4	5	6	7	8	9=6+7+8	10	11	12	13=10+11+12	14	15	16	17=14+15+16	18	19	20	21=18+19+20	22	
Unobligated Allotment		1,826,314	48,503	1,777,811		0	124	2,070	2,194	216,500	26,381	249	243,130	880,587	0	0	880,587	651,900	0	0	651,900	1,777,811
MOOE		1,106,372	12,506	1,093,866		0	124	2,070	2,194	213,182	26,381	249	239,812	532,460	0	0	532,460	319,400	0	0	319,400	1,093,866
CO		719,942	35,997	683,945		0	0	0	0	3,318	0	0	3,318	348,127	0	0	348,127	332,500	0	0	332,500	683,945
TOTAL NCA PROGRAM		18,770,435	163,568	18,606,867		80,148	1,332,097	1,273,563	2,685,808	2,330,026	2,505,125	3,337,274	8,172,425	1,850,396	984,785	1,234,923	4,070,104	1,369,669	1,126,005	1,135,456	3,631,130	18,559,467
PS		577,336	21,603	555,733		40,117	45,146	40,773	126,036	37,745	55,084	35,574	128,403	35,712	50,719	35,580	122,011	35,581	56,867	39,435	131,883	508,333
MOOE		16,844,353	75,399	16,768,954		40,031	1,276,952	1,232,790	2,549,773	2,288,963	2,432,646	2,738,144	7,459,753	1,496,557	934,066	1,199,343	3,599,966	994,303	1,069,138	1,096,021	3,159,462	16,768,954
CO		1,348,746	66,566	1,282,180		0	9,999	0	9,999	3,318	17,395	563,556	584,269	348,127	0	0	348,127	339,785	0	0	339,785	1,282,180
IV. TAX REMITTANCE ADVICE		0	163,568	163,568		3,906	7,721	4,871	16,498	8,074	24,477	35,367	67,918	29,506	5,694	5,694	40,894	26,867	5,693	5,698	38,258	163,568
PS		0	21,603	21,603		1,799	1,799	1,800	5,398	1,800	1,801	1,801	5,402	1,800	1,801	1,801	5,402	1,800	1,800	1,801	5,401	21,603
MOOE		0	75,399	75,399		2,107	5,396	3,071	10,574	6,100	22,676	3,906	32,682	9,383	3,893	3,893	17,169	7,184	3,893	3,897	14,974	75,399
CO		0	66,566	66,566		0	526	0	526	174	0	29,660	29,834	18,323	0	0	18,323	17,883	0	0	17,883	66,566
V. TOTAL DISBURSEMENT PROGRAM		18,770,435	163,568	18,606,867		84,054	1,339,818	1,278,434	2,702,306	2,338,100	2,529,602	3,372,641	8,240,343	1,879,902	990,479	1,240,617	4,110,996	1,396,536	1,131,698	1,141,154	3,669,388	18,723,035
PS		577,336	21,603	555,733		41,916	46,945	42,573	131,434	39,545	56,885	37,375	133,805	37,512	52,520	37,381	127,413	37,381	58,667	41,236	137,284	529,936
MOOE		16,844,353	75,399	16,768,954		42,131	1,282,348	1,235,861	2,560,347	2,295,063	2,465,322	2,742,050	7,492,435	1,475,940	937,959	1,203,236	3,617,135	1,001,487	1,073,031	1,099,918	3,174,436	16,844,353
CO		1,348,746	66,566	1,282,180		0	10,525	0	10,525	3,492	17,395	593,216	614,103	396,450	0	0	396,450	357,668	0	0	357,668	1,348,746

Certified Correct:

 ROMMEL A. DELORIA
 Chief, Budget Division
 Date: January 29, 2024 04:59 PM

Certified Correct:

 GARRIEL M. SAUGON
 Chief, Accounting Division
 Date: January 29, 2024 04:59 PM

Recommending Approval By:

 SAWAD B. DIBANSA
 Officer-in-Charge, FMS
 Date: January 29, 2024 05:00 PM
 FMS-2024

Approved By:

 SUHARTO T. MANGUDADATU, PH.D.
 Secretary/Director General
 Date: January 29, 2024 05:00 PM
 FMS-2024