


MONTHLY REPORT OF DISBURSEMENT
For the month of March 2023

Department: Department of Labor and Employment (DOLE)
Entity Name: Technical Education and Skills Development Authority
Operating Unit: ALL
Organization Code (UACS): 22-009-0100000
Funding Source Code (as Clustered): TRUST RECEIPTS

Particulars	CURRENT YEAR BUDGET					PRIOR YEAR'S BUDGET											SUB TOTAL	TRUST LIABILITIES				GRAND TOTAL					Remarks		
	PS	MOOE	Fin Exp.	CO	TOTAL	PRIOR YEAR'S ACCOUNTS PAYABLE					CURRENT YEAR'S ACCOUNT PAYABLE							TOTAL	PS	MOOE	CO	Total	PS	MOOE	Fin Exp.	CO		Total	
						PS	MOOE	Fin Exp.	CO	Sub Total	PS	MOOE	Fin Exp.	CO	Sub Total														
1	2	3	4	5	6=(2+3+4+5)	7	8	9	10	11=(7+8+9+10)	12	13	14	15	16=(12+13+14+15)	17=(11+16)	18=(6+17)	19	20	21	22=(19+20+21)	23	24	25	26	27=(23+24+25+26)	28		
MARCH																													
CASH DISBURSEMENT																													
Notice of Cash Allocation	-	-	-	-	-	-	-	-	-	-	-	-	-	-	-	-	-	-	-	-	-	-	-	-	-	-	-	-	0.00
MDS Checks Issued/RCI	-	-	-	-	-	-	-	-	-	-	-	-	-	-	-	-	-	-	-	-	-	-	-	-	-	-	-	-	0.00
Advice to Debit Account	-	-	-	-	-	-	-	-	-	-	-	-	-	-	-	-	-	-	-	-	-	-	-	-	-	-	-	-	0.00
Notice of Transfer Allocation (NTA)	-	-	-	-	-	-	-	-	-	-	-	-	-	-	-	-	-	-	-	-	-	-	-	-	-	-	-	-	0.00
MDS Checks Issued/RCI	-	-	-	-	-	-	-	-	-	-	-	-	-	-	-	-	-	-	-	-	-	-	-	-	-	-	-	-	0.00
Advice to Debit Account	-	-	-	-	-	-	-	-	-	-	-	-	-	-	-	-	-	-	-	-	-	-	-	-	-	-	-	-	0.00
Working Funds for FAPs	-	-	-	-	-	-	-	-	-	-	-	-	-	-	-	-	-	-	-	-	-	-	-	-	-	-	-	-	0.00
Cash Disbursement Ceiling (CDC)	-	-	-	-	-	-	-	-	-	-	-	-	-	-	-	-	-	-	-	-	-	-	-	-	-	-	-	-	0.00
Total Cash Disbursement																			4,233.60			4,233.60			4,233.60			4,233.60	0.00
NON-CASH DISBURSEMENT																													0.00
Tax Remittance Advices Issued (TRA)	-	-	-	-	-	-	-	-	-	-	-	-	-	-	-	-	-	-	-	-	-	-	-	-	-	-	-	-	0.00
Non-Cash Availment Authority (NCAA)	-	-	-	-	-	-	-	-	-	-	-	-	-	-	-	-	-	-	-	-	-	-	-	-	-	-	-	-	0.00
Disbursements effected through outright deductions from claims (plus)	-	-	-	-	-	-	-	-	-	-	-	-	-	-	-	-	-	-	-	-	-	-	-	-	-	-	-	-	0.00
Over payment of expenses (e.g. personnel benefits)	-	-	-	-	-	-	-	-	-	-	-	-	-	-	-	-	-	-	-	-	-	-	-	-	-	-	-	-	0.00
Restitution for loss of government property	-	-	-	-	-	-	-	-	-	-	-	-	-	-	-	-	-	-	-	-	-	-	-	-	-	-	-	-	0.00
Liquidated damages and similar claims	-	-	-	-	-	-	-	-	-	-	-	-	-	-	-	-	-	-	-	-	-	-	-	-	-	-	-	-	0.00
Others (CDT, BTr Docs Stamp, etc)	-	-	-	-	-	-	-	-	-	-	-	-	-	-	-	-	-	-	-	-	-	-	-	-	-	-	-	-	0.00
Total Non-Cash Disbursement																													0.00
SUB TOTAL																			4,233.60			4,233.60			4,233.60			4,233.60	0.00


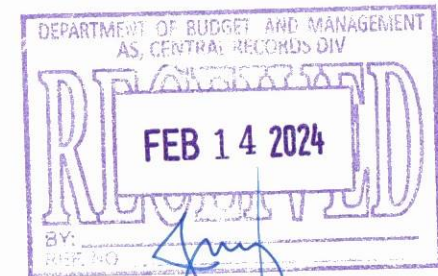
Summary:


	Previous Report	This Month	As of Date
Total Disbursement Authorities Received	20,000,000.00	20,000,000.00	40,000,000.00
NCA	20,000,000.00	20,000,000.00	40,000,000.00
TRA	-	-	-
Total Disbursement Authorities Available	20,000,000.00	20,000,000.00	40,000,000.00
Less: Lapse NCA	-	-	-
Disbursements*	-	4,233.60	4,233.60
Balance of Disbursement Authorities as at date	20,000,000.00	19,995,766.40	39,995,766.40
Total Disbursement Program	20,000,000.00	20,000,000.00	40,000,000.00
Less *Actual Disbursements	-	4,233.60	4,233.60
(Over)/Under spending	20,000,000.00	19,995,766.40	39,995,766.40

Certified Correct:

GARRIEL M. SAUGON
Chief Accountant, FMS-AD

Approved by:

SARAD B. DIBANSA
Officer-in-Charge, FMS
FMS-0282



COMMISSION ON AUDIT
RECEIVED BY: 
DATE: 2/18/24
TIME: 1646