

QUARTERLY REPORT OF REVENUE AND OTHER RECEIPTS

As at the Quarter Ending June 30, 2021

Department : Department of Trade and Industry (DTI)
 Agency : Technical Education and Skills Development Authority
 Operating Unit : Central Office
 Organization Code (UACS) : 22 009 0100000
 Fund Cluster : 01 - Regular Agency Fund

Classification/Sources of Revenue and Other Receipts	UACS CODE	REVENUE TARGET (Annual) per BESF	Actual Revenue and Other Receipts Collections					Cumulative Remittance/Deposits to Date			Variance		Remarks
			1st Quarter Ending March 31	2nd Quarter Ending June 30	3rd Quarter Ending Sept. 30	4th Quarter Ending Dec. 31	Total	Remittance to BTr	Deposited with AGDB	TOTAL	Amount	%	
1	2	3	4	5	6	7	8=[(6+(-)7)-8+9]	9	10	11=(9+10)	12=(8-3)	13=(12/3)	14
Regular Agency Fund		227,000.00	1,418,220.84	804,845.68	0.00	0.00	2,223,066.52	2,223,066.52	0.00	2,223,066.52	1,996,066.52	879 %	
Non-Revenue Collections/Other Receipts		227,000.00	1,418,220.84	804,845.68	0.00	0.00	2,223,066.52	2,223,066.52	0.00	2,223,066.52	1,996,066.52	879 %	
Cash Receipts		227,000.00	1,418,220.84	804,845.68	0.00	0.00	2,223,066.52	2,223,066.52	0.00	2,223,066.52	1,996,066.52	879 %	
Not Applicable		227,000.00	1,418,220.84	804,845.68	0.00	0.00	2,223,066.52	2,223,066.52	0.00	2,223,066.52	1,996,066.52	879 %	
Petty Cash	1010102000	0.00	1,036,788.15	351,815.64	0.00	0.00	1,388,603.79	1,388,603.79	0.00	1,388,603.79	1,388,603.79	0 %	
Due from National Government Agencies	1030301000	0.00	0.00	59,360.67	0.00	0.00	59,360.67	59,360.67	0.00	59,360.67	59,360.67	0 %	
Other Receivables	1030599000	0.00	151,863.68	88,994.76	0.00	0.00	220,858.44	220,858.44	0.00	220,858.44	220,858.44	0 %	
Advances for Special Disbursing Officer	1990103000	0.00	56,734.43	206,464.15	0.00	0.00	263,198.58	263,198.58	0.00	263,198.58	263,198.58	0 %	
Advances to Officers and Employees	1990104000	0.00	33,668.32	2,410.99	0.00	0.00	36,079.31	36,079.31	0.00	36,079.31	36,079.31	0 %	
Government Equity	3010101000	0.00	40,541.81	15,806.09	0.00	0.00	56,347.90	56,347.90	0.00	56,347.90	56,347.90	0 %	
Income from Hostels/Dormitories and other Like facilities	4020213000	227,000.00	61,720.00	71,400.00	0.00	0.00	133,120.00	133,120.00	0.00	133,120.00	(93,880.00)	-41 %	
Electricity Expenses	5020402000	0.00	36,904.45	28,593.38	0.00	0.00	65,497.83	65,497.83	0.00	65,497.83	65,497.83	0 %	
TOTAL		227,000.00	1,418,220.84	804,845.68	0.00	0.00	2,223,066.52	2,223,066.52	0.00	2,223,066.52	1,996,066.52	879 %	

Certified Correct:

GARRIEL M. SAUGON

Accountant IV, Officer in Charge

Date:

Recommending Approval:

MA. MAGDALENA P. BUTAD

Director IV, FMS

Date:

Approved By:

ISIDRO S. LAPENA, PhD., CSEE

Head of Agency/Department Secretary


Date:

QUARTERLY REPORT OF REVENUE AND OTHER RECEIPTS
As at the Quarter Ending June 30, 2021


Department : Department of Trade and Industry (DTI)
 Agency : Technical Education and Skills Development Authority
 Operating Unit : Central Office
 Organization Code (UACS) : 22 009 0100000
 Fund Cluster : 06 - Business Related Funds

Classification/Sources of Revenue and Other Receipts	UACS CODE	REVENUE TARGET (Annual) per BESF	Actual Revenue and Other Receipts Collections					Cumulative Remittance/Deposits to Date			Variance		Remarks
			1st Quarter Ending March 31	2nd Quarter Ending June 30	3rd Quarter Ending Sept. 30	4th Quarter Ending Dec. 31	Total	Remittance to BTr	Deposited with AGDB	TOTAL	Amount	%	
1	2	3	4	5	6	7	8=[(6+(-)7)-8+9]	9	10	11=(9+10)	12=(8-3)	13=(12/3)	14
Business Related Funds		11,862,000.00	3,523,738.96	3,662,765.91	0.00	0.00	7,186,504.87	0.00	7,186,504.87	7,186,504.87	(4,675,495.13)	-39 %	
Non-Revenue Collections/Other Receipts		11,862,000.00	3,523,738.96	3,662,765.91	0.00	0.00	7,186,504.87	0.00	7,186,504.87	7,186,504.87	(4,675,495.13)	-39 %	
Cash Receipts		11,862,000.00	3,523,738.96	3,662,765.91	0.00	0.00	7,186,504.87	0.00	7,186,504.87	7,186,504.87	(4,675,495.13)	-39 %	
Not Applicable		11,862,000.00	3,523,738.96	3,662,765.91	0.00	0.00	7,186,504.87	0.00	7,186,504.87	7,186,504.87	(4,675,495.13)	-39 %	
Petty Cash	1010102000	0.00	15,508.10	0.00	0.00	0.00	15,508.10	0.00	15,508.10	15,508.10	15,508.10	0 %	
Accounts Receivable	1030101000	0.00	2,408,030.36	2,029,184.00	0.00	0.00	4,437,214.36	0.00	4,437,214.36	4,437,214.36	4,437,214.36	0 %	
Other Service Income	4020199099	3,382,000.00	199,200.00	1,362,000.00	0.00	0.00	1,561,200.00	0.00	1,561,200.00	1,561,200.00	(1,820,800.00)	-54 %	
Income from Hostels/Dormitories and other Like facilities	4020213000	3,231,000.00	559,050.50	219,850.00	0.00	0.00	778,900.50	0.00	778,900.50	778,900.50	(2,452,099.50)	-76 %	
Others	4020221099	5,052,000.00	0.00	3,231.91	0.00	0.00	3,231.91	0.00	3,231.91	3,231.91	(5,048,768.09)	-100 %	
Other Business Income	4020299099	191,000.00	119,950.00	48,500.00	0.00	0.00	168,450.00	0.00	168,450.00	168,450.00	(22,550.00)	-12 %	
Miscellaneous Income	4060999000	6,000.00	222,000.00	0.00	0.00	0.00	222,000.00	0.00	222,000.00	222,000.00	216,000.00	3,600 %	
TOTAL		11,862,000.00	3,523,738.96	3,662,765.91	0.00	0.00	7,186,504.87	0.00	7,186,504.87	7,186,504.87	(4,675,495.13)	-39 %	


Certified Correct:


GABRIEL M. SAUGON
 Accountant IV, Officer in Charge
 Date:

Recommending Approval:


MA. MAGDALENA P. BUTAD
 Director IV, FMS
 Date:

Approved By:



ISIDRO S. LAPEÑA, PhD., CSEE
 Head of Agency/Department Secretary
 Date:

QUARTERLY REPORT OF REVENUE AND OTHER RECEIPTS
As at the Quarter Ending June 30, 2021


Department : Department of Trade and Industry (DTI)
 Agency : Technical Education and Skills Development Authority
 Operating Unit : Central Office
 Organization Code (UACS) : 22 009 0100000
 Fund Cluster : 07 - Trust Receipts

Classification/Sources of Revenue and Other Receipts	UACS CODE	REVENUE TARGET (Annual) per BESF	Actual Revenue and Other Receipts Collections					Cumulative Remittance/Deposits to Date			Variance		Remarks
			1st Quarter Ending March 31	2nd Quarter Ending June 30	3rd Quarter Ending Sept. 30	4th Quarter Ending Dec. 31	Total	Remittance to BTr	Deposited with AGDB	TOTAL	Amount	%	
1	2	3	4	5	6	7	8=[(6+(-)7)-8+9]	9	10	11=(9+10)	12=(8-3)	13=(12/3)	14
Trust Receipts		0.00	1,258,270.41	10,000.00	0.00	0.00	1,268,270.41	0.00	1,268,270.41	1,268,270.41	1,268,270.41	0 %	
Trust Receipts Deposited with Authorized Government Depository Banks (AGDB)		0.00	1,258,270.41	10,000.00	0.00	0.00	1,268,270.41	0.00	1,268,270.41	1,268,270.41	1,268,270.41	0 %	
Due from Regional offices	1030403000	0.00	1,170,677.05	0.00	0.00	0.00	1,170,677.05	0.00	1,170,677.05	1,170,677.05	1,170,677.05	0 %	
Guaranty/Security Deposits Payable	2040104000	0.00	12,593.36	0.00	0.00	0.00	12,593.36	0.00	12,593.36	12,593.36	12,593.36	0 %	
Other Service Income	4020199000	0.00	75,000.00	10,000.00	0.00	0.00	85,000.00	0.00	85,000.00	85,000.00	85,000.00	0 %	
TOTAL		0.00	1,258,270.41	10,000.00	0.00	0.00	1,268,270.41	0.00	1,268,270.41	1,268,270.41	1,268,270.41	0 %	


Certified Correct:


GARRIEL M. SAUGON
 Accountant IV, Officer in Charge
 Date:

Recommending Approval:


MA. MAGDALENA P. BUTAD
 Director IV, FMS
 Date:

Approved By:


SIDRO S. LAPEÑA, Ph.D., CSEE
 Head of Agency/Department Secretary
 Date: