


As at the Quarter Ending December 31, 2019


Department : Department of Trade and Industry (DTI)  
 Agency : Technical Education and Skills Development Authority  
 Operating Unit : Central Office  
 Organization Code : 22 009 0100000  
 Fund Cluster : 01 - Regular Agency Fund

Classification/Sources of Revenue and Other Receipts	UACS CODE	REVENUE TARGET (Annual) per BESF	Actual Revenue and Other Receipts Collections					Cumulative Remittance/Deposits to Date			Variance		Remarks
			1st Quarter Ending March 31	2nd Quarter Ending June 30	3rd Quarter Ending Sept. 30	4th Quarter Ending Dec. 31	Total	Remittance to BTr	Deposited with AGDB	TOTAL	Amount	%	
1	2	3	4	5	6	7	8=[(6+(-)7)-8+9]	9	10	11=(9+10)	12=(8-3)	13=(12/3)	14
Regular Agency Fund		390,000.00	318,981.35	389,747.30	189,146.35	241,733.79	1,139,608.79	1,139,608.79	0.00	1,139,608.79	749,608.79	192 %	
Non-Revenue Collections/Other Receipts		390,000.00	318,981.35	389,747.30	189,146.35	241,733.79	1,139,608.79	1,139,608.79	0.00	1,139,608.79	749,608.79	192 %	
Cash Receipts		390,000.00	318,981.35	389,747.30	189,146.35	241,733.79	1,139,608.79	1,139,608.79	0.00	1,139,608.79	749,608.79	192 %	
Not A/c		390,000.00	318,981.35	389,747.30	189,146.35	241,733.79	1,139,608.79	1,139,608.79	0.00	1,139,608.79	749,608.79	192 %	
Petty Cash	1010102000	0.00	46,647.08	0.00	0.00	0.00	46,647.08	46,647.08	0.00	46,647.08	46,647.08	0 %	
Accounts Receivable	1030101000	0.00	6,630.68	78,375.00	107,140.54	0.00	192,146.22	192,146.22	0.00	192,146.22	192,146.22	0 %	
Other Receivables	1030599000	0.00	0.00	14,067.00	14,413.00	0.00	28,480.00	28,480.00	0.00	28,480.00	28,480.00	0 %	
Advances for Special Disbursing Officer	1990103000	0.00	46,093.96	0.00	0.00	25,705.75	71,799.71	71,799.71	0.00	71,799.71	71,799.71	0 %	
Advances to Officers and Employees	1990104000	0.00	33,841.62	59,218.20	17,522.81	9,936.00	120,518.63	120,518.63	0.00	120,518.63	120,518.63	0 %	
Government Equity	3010101000	0.00	17,501.00	68,120.50	0.00	0.00	85,621.50	85,621.50	0.00	85,621.50	85,621.50	0 %	
Income from Hostels/Dormitories and other Like facilities	4020213000	390,000.00	55,630.00	43,320.00	50,070.00	56,715.00	205,735.00	205,735.00	0.00	205,735.00	(184,265.00)	-47 %	
Miscellaneous Income	4060999000	0.00	0.00	0.00	0.00	3.00	3.00	3.00	0.00	3.00	3.00	0 %	
Basic Salary - Civilian	5010101001	0.00	0.00	0.00	0.00	5,250.00	5,250.00	5,250.00	0.00	5,250.00	5,250.00	0 %	
Transportation Allowance (TA)	5010203001	0.00	4,500.00	0.00	0.00	0.00	4,500.00	4,500.00	0.00	4,500.00	4,500.00	0 %	
Honoraria - Civilian	5010210001	0.00	0.00	0.00	0.00	5,400.00	5,400.00	5,400.00	0.00	5,400.00	5,400.00	0 %	
Electricity Expenses	5020402000	0.00	108,022.77	74,646.60	0.00	138,724.04	321,393.41	321,393.41	0.00	321,393.41	321,393.41	0 %	
Landline	5020502002	0.00	114.24	0.00	0.00	0.00	114.24	114.24	0.00	114.24	114.24	0 %	
Other Professional Services	5021199000	0.00	0.00	52,000.00	0.00	0.00	52,000.00	52,000.00	0.00	52,000.00	52,000.00	0 %	
<b>TOTAL</b>		<b>390,000.00</b>	<b>318,981.35</b>	<b>389,747.30</b>	<b>189,146.35</b>	<b>241,733.79</b>	<b>1,139,608.79</b>	<b>1,139,608.79</b>	<b>0.00</b>	<b>1,139,608.79</b>	<b>749,608.79</b>	<b>192 %</b>	


Certified Correct:

  
**RICHMOND RYAN D. ALCAZAREN**  
 Accountant IV, Officer in Charge  
 Date:

Recommending Approval:

  
**CARIZA A. TACUMA**  
 Director-in-Charge, FMS  
 Date:

Approved By:


  
**ISIDRO S. LAPENA, PhD., CSEE**  
 Head of Agency/Department Secretary  
 Date:

As at the Quarter Ending December 31, 2019


Department : Department of Trade and Industry (DTI)  
 Agency : Technical Education and Skills Development Authority  
 Operating Unit : Central Office  
 Organization Code : 22 009 0100000  
 Fund Cluster : 07 - Trust Receipts

Classification/Sources of Revenue and Other Receipts	UACS CODE	REVENUE TARGET (Annual) per BESF	Actual Revenue and Other Receipts Collections					Cumulative Remittance/Deposits to Date			Variance		Remarks
			1st Quarter Ending March 31	2nd Quarter Ending June 30	3rd Quarter Ending Sept. 30	4th Quarter Ending Dec. 31	Total	Remittance to BTr	Deposited with AGDB	TOTAL	Amount	%	
1	2	3	4	5	6	7	8=[(8+(-)7)-8+9]	9	10	11=(9+10)	12=(8-3)	13=(12/3)	14
Trust Receipts		0.00	106,755.50	5,282,959.20	16,350.00	1,143,535.58	6,549,600.28	0.00	11,642,373.90	11,642,373.90	6,549,600.28	0 %	
Trust Receipts Deposited with Authorized Government Depository Banks (AGDB)		0.00	106,755.50	5,282,959.20	16,350.00	1,143,535.58	6,549,600.28	0.00	11,642,373.90	11,642,373.90	6,549,600.28	0 %	
Due to NGAs		0.00	106,755.50	0.00	0.00	0.00	106,755.50	0.00	106,755.50	106,755.50	106,755.50	0 %	
Trust Liabilities		0.00	0.00	5,232,959.20	16,350.00	461,000.00	5,710,309.20	0.00	5,710,309.20	5,710,309.20	5,710,309.20	0 %	
Due to Regional Offices		0.00	0.00	0.00	0.00	617,535.58	617,535.58	0.00	5,710,309.20	5,710,309.20	617,535.58	0 %	
Other Service Income		0.00	0.00	50,000.00	0.00	65,000.00	115,000.00	0.00	115,000.00	115,000.00	115,000.00	0 %	
<b>TOTAL</b>		0.00	106,755.50	5,282,959.20	16,350.00	1,143,535.58	6,549,600.28	0.00	11,642,373.90	11,642,373.90	6,549,600.28	0 %	

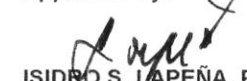
Certified Correct:

  
**RICHMOND RYAN D. ALCAZAREN**  
 Accountant IV, Officer in Charge  
 Date:

Recommending Approval:

  
**CARIZA A. DACUMA**  
 Director-in-Charge, FMS  
 Date:

Approved By:

  
**ISIDRO S. LAPEÑA, PhD., CSEE**  
 Head of Agency/Department Secretary  
 Date: