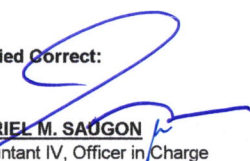


As at the Quarter Ending December 31, 2020


Department : Department of Trade and Industry (DTI)
 Agency : Technical Education and Skills Development Authority
 Operating Unit : Central Office
 Organization Code : 22 009 0100000
 Fund Cluster : 01 - Regular Agency Fund

Classification/Sources of Revenue and Other Receipts	UACS CODE	REVENUE TARGET (Annual) per BESF	Actual Revenue and Other Receipts Collections					Cumulative Remittance/Deposits to Date			Variance		Remarks
			1st Quarter Ending March 31	2nd Quarter Ending June 30	3rd Quarter Ending Sept. 30	4th Quarter Ending Dec. 31	Total	Remittance to BTr	Deposited with AGDB	TOTAL	Amount	%	
1	2	3	4	5	6	7	8=[(6+(-)7)-8+9]	9	10	11=(9+10)	12=(8-3)	13=(12/3)	14
Regular Agency Fund		-	1,241,266.76	515,442.22	634,256.15	1,071,745.24	3,462,710.37	3,462,710.37	-	3,462,710.37	3,462,710.37	-	
Non-Revenue Collections/Other Receipts		-	1,241,266.76	515,442.22	634,256.15	1,071,745.24	3,462,710.37	3,462,710.37	-	3,462,710.37	3,462,710.37	-	
Cash Receipts		-	1,241,266.76	515,442.22	634,256.15	1,071,745.24	3,462,710.37	3,462,710.37	-	3,462,710.37	3,462,710.37	-	
Not Applicable		-	1,241,266.76	515,442.22	634,256.15	1,071,745.24	3,462,710.37	3,462,710.37	-	3,462,710.37	3,462,710.37	-	
Petty Cash	1010102000	-	65,455.12	28,542.04	219,851.67		313,648.83	313,648.83		313,648.83	313,648.83		
Accounts Receivable	1030101000	-	111,912.00	173,628.97	1.00	39,666.45	325,208.42	325,208.42		325,208.42	325,208.42		
Due from Officers and Employees	1030502000	-		20,815.63			20,815.63	20,815.63		20,815.63	20,815.63		
Other Receivables	1030599000	-	37,218.55	57,689.49	169,331.09	190,945.94	455,185.07	455,185.07		455,185.07	455,185.07		
Advances for Special Disbursing Officer	1990103000	-	867,713.31	175,386.09	116,082.04	483,421.00	1,642,602.44	1,642,602.44		1,642,602.44	1,642,602.44		
Advances to Officers and Employees	1990104000	-	85,219.91		23,345.00	533.00	109,097.91	109,097.91		109,097.91	109,097.91		
Government Equity	3010101000	-	10,250.00				10,250.00	10,250.00		10,250.00	10,250.00		
Income from Hostels/Dormitories and other Like facilities	4020213000	-	46,120.00	35,380.00	76,770.00	87,120.00	245,390.00	245,390.00		245,390.00	245,390.00		
Miscellaneous Income	406099000	-				269,850.00	269,850.00	269,850.00		269,850.00	269,850.00		
Personal Economic Relief Allowance (PERA)	5010201001	-			2,000.00		2,000.00	2,000.00		2,000.00	2,000.00		
Representation Allowance	5010202001	-	5,000.00		6,750.00		11,750.00	11,750.00		11,750.00	11,750.00		
Transportation Allowance (TA)	5010203001	-	5,000.00	24,000.00	6,750.00		35,750.00	35,750.00		35,750.00	35,750.00		
Electricity Expenses	5020402000	-	7,377.87		10,575.35		17,953.22	17,953.22		17,953.22	17,953.22		
Telephone Expense	5020502000	-			3,000.00	199.85	3,199.85	3,199.85		3,199.85	3,199.85		
Other Professional Services	5021199000	-				9.00	9.00	9.00		9.00	9.00		
TOTAL		-	1,241,266.76	515,442.22	634,256.15	1,071,745.24	3,462,710.37	3,462,710.37	-	3,462,710.37	3,462,710.37		


Certified Correct:


GARRIEL M. SAUGON
 Accountant IV, Officer in Charge
 Date:

Recommending Approval:


CARIZA A. DACUMA
 Director-in-Charge, FMS
 Date:

Approved By:


ISIDRO S. LAPENA, PhD., CSEE
 Head of Agency/Department Secretary
 Date: 