




(For Off-Budgetary Funds)
As of September 30, 2019

Department: Department of Trade and Industry (DTI)
Agency: Technical Education and Skills Development Authority
Operating Unit: Central Office
Organization Code: 22 009 01000000
Fund Cluster: 06 Business Related Funds
06-Internally Generated Funds and 06-Business Related Funds

Particulars	UACS CODE	Approved Budgeted Revenue	Adjustments (Reductions/ Modifications/ Augmentations)	Adjusted Budgeted Revenue	Utilizations				Total	Disbursements				TOTAL	Unutilized Budget	Balances	
					1st Quarter Ending March 31	2nd Quarter Ending June 30	3rd Quarter Ending Sept. 30	4th Quarter Ending Dec. 31		1st Quarter Ending March 31	2nd Quarter Ending June 30	3rd Quarter Ending Sept. 30	4th Quarter Ending Dec. 31			(10-15)=(17-18)	Net Yet Due and Demandable
General Administration and Support	1000000000000000	7,630,000.00	-	7,630,000.00	1,168,594.54	1,752,259.44	3,968,210.20	-	6,889,064.18	1,168,594.54	1,752,259.44	3,968,210.20	-	1,140,548.82	-	-	
General Management and Supervision	100000100001000	3,400,000.00	-	3,400,000.00	690,429.54	1,512,009.40	2,198,354.75	-	4,388,793.69	690,429.54	1,512,009.40	2,198,354.75	-	(988,793.69)	-	-	
MCOE		3,400,000.00	-	3,400,000.00	690,429.54	1,512,009.40	2,198,354.75	-	4,388,793.69	690,429.54	1,512,009.40	2,198,354.75	-	(988,793.69)	-	-	
6=1+2+3+4		3,400,000.00	-	3,400,000.00	690,429.54	1,512,009.40	2,198,354.75	-	4,388,793.69	690,429.54	1,512,009.40	2,198,354.75	-	(988,793.69)	-	-	
CO		4,230,000.00	-	4,230,000.00	478,155.00	240,250.04	1,381,655.45	-	2,100,260.49	478,155.00	240,250.04	1,381,655.45	-	2,120,738.51	-	-	
Operations	3000000000000000	8,370,000.00	-	8,370,000.00	811,811.36	518,619.54	1,584,791.14	-	2,915,222.04	811,811.36	518,619.54	1,584,791.14	-	5,454,777.96	-	-	
OC - Employability, increased and/or enhanced	3100000000000000	8,370,000.00	-	8,370,000.00	811,811.36	518,619.54	1,584,791.14	-	2,915,222.04	811,811.36	518,619.54	1,584,791.14	-	5,454,777.96	-	-	
TECHNICAL EDUCATION AND SKILLS DEVELOPMENT PROGRAM	3103000000000000	8,370,000.00	-	8,370,000.00	811,811.36	518,619.54	1,584,791.14	-	2,915,222.04	811,811.36	518,619.54	1,584,791.14	-	5,454,777.96	-	-	
Promotion, Development and Implementation of Quality Technical Education and Skills Development Programs	3103001000010000	8,370,000.00	-	8,370,000.00	811,811.36	518,619.54	1,584,791.14	-	2,915,222.04	811,811.36	518,619.54	1,584,791.14	-	5,454,777.96	-	-	
PS		8,370,000.00	-	8,370,000.00	811,811.36	518,619.54	1,584,791.14	-	2,915,222.04	811,811.36	518,619.54	1,584,791.14	-	5,454,777.96	-	-	
Sum-Total Operations		8,370,000.00	-	8,370,000.00	811,811.36	518,619.54	1,584,791.14	-	2,915,222.04	811,811.36	518,619.54	1,584,791.14	-	5,454,777.96	-	-	
PS		8,370,000.00	-	8,370,000.00	811,811.36	518,619.54	1,584,791.14	-	2,915,222.04	811,811.36	518,619.54	1,584,791.14	-	5,454,777.96	-	-	
MCOE		8,370,000.00	-	8,370,000.00	811,811.36	518,619.54	1,584,791.14	-	2,915,222.04	811,811.36	518,619.54	1,584,791.14	-	5,454,777.96	-	-	
Finlex (if Applicable)		-	-	-	-	-	-	-	-	-	-	-	-	-	-	-	
CO		16,000,000.00	-	16,000,000.00	1,980,395.90	2,270,878.98	5,153,011.34	-	9,404,276.22	1,980,395.90	2,270,878.98	5,153,011.34	-	6,595,273.78	-	-	
PS		11,770,000.00	-	11,770,000.00	1,502,240.90	2,030,628.94	3,771,145.89	-	7,304,015.73	1,502,240.90	2,030,628.94	3,771,145.89	-	4,465,984.27	-	-	
MCOE		11,770,000.00	-	11,770,000.00	1,502,240.90	2,030,628.94	3,771,145.89	-	7,304,015.73	1,502,240.90	2,030,628.94	3,771,145.89	-	4,465,984.27	-	-	
Finlex (if Applicable)		-	-	-	-	-	-	-	-	-	-	-	-	-	-	-	
CO		4,230,000.00	-	4,230,000.00	478,155.00	240,250.04	1,381,655.45	-	2,100,260.49	478,155.00	240,250.04	1,381,655.45	-	2,120,738.51	-	-	

Certified Correct: 
RICHMOND RYAN D. ALCAZAREN
Accountant IV, OIC - Accounting Division
Date: _____

Recommending Approval: 
ADZHAR A. ALBANI, CESE
Director III, Director-in-Charge, FMS
Date: _____

Approved By: 
ISIDRO S. LAPENA, PH.D., CSEE
Secretary / Director General
Date: _____