


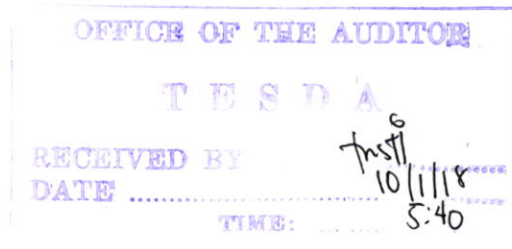
Technical Education and Skills Development Authority
 East Service Road, South Super Highway, Taguig City

Status of Cash Advances
(Account nos.1-99-01-020, 1-99-01-030, 1-99-01-040)
As of August 31, 2018


Fund	Account Name	Account Code	Balance Last Month	Balance This Month	Increase/(Decrease)
RA	Advances for Payroll	1-99-01-020	35,330.00	35,330.00	-
	Advances to Special Disbursing Officer	1-99-01-030	236,855.00	5,008,782.84	4,771,927.84
	Advances to Officers and Employees	1-99-01-040	2,101,598.97	2,647,716.54	546,117.57
Sub-Total			2,373,783.97	7,691,829.38	5,318,045.41
SSP	Advances for Payroll	1-99-01-020	-	-	-
	Advances to Special Disbursing Officer	1-99-01-030	-	-	-
	Advances to Officers and Employees	1-99-01-040	-	-	-
Sub-Total			-	-	-
Trust	Advances for Payroll	1-99-01-020	-	174,896.00	174,896.00
	Advances to Special Disbursing Officer	1-99-01-030	-	-	-
	Advances to Officers and Employees	1-99-01-040	-	-	-
Sub-Total			-	174,896.00	174,896.00
Grand-Total			2,373,783.97	7,866,725.38	5,492,941.41

Prepared by:


GARRIEL M. SAUGON
 Accountant III
 Accounting Division-FMS



Certified Correct by:


EMELY Q. TESORO
 Chief Accountant
 Accounting Division-FMS

CASH ADVANCES MONITORING

As of August 31, 2018

A. CURRENT YEAR												
Fund	Account	Balance as of July 30, 2018	Adjustments on Previous Months		Adjusted Balance as of July 30, 2018	Grants, August 2018	Total	Liquidations, August 2018	% of Liquidation	Ending Balance as of August 30,	No. of Demand Letters Sent	Remarks
			Grants	Liquidations								
101	Officers and Employees	2,101,598.97	-	-	2,101,598.97	1,794,848.40	3,896,447.37	1,248,730.83	32.05%	2,647,716.54		
101	Special Disbursing Officer	236,855.00	-	-	236,855.00	4,771,927.84	5,008,782.84		0.00%	5,008,782.84		
101	Payroll	35,330.00	-	-	35,330.00	55,014.48	90,344.48	55,014.48	60.89%	35,330.00		
	SSP Payroll	-	-	-	-	-	-	-		-		
SSP	Special Disbursing Officer	-	-	-	-	-	-	-		-		
TF	Special Disbursing Officer	7,079.00	-	7,079.00	-	174,896.00	174,896.00		0.00%	174,896.00		
Total		2,380,862.97	-	7,079.00	2,373,783.97	6,796,686.72	9,170,470.69	1,303,745.31	14.22%	7,866,725.38		

B. PRIOR YEARS												
Fund	Account	Balance as of July 30, 2018	Adjustments on Previous Months		Adjusted Balance as of July 30, 2018	Grants, August 2018	Total	Liquidations, August 2018	% of Liquidation	Ending Balance as of August 30,	No. of Demand Letters Sent	Remarks
			Grants	Liquidations								
101	Officers and Employees	-	-	-	-	-	-	-		-		
101	Special Disbursing Officer	-	-	-	-	-	-	-		-		
101	Payroll	-	-	-	-	-	-	-		-		
Total		-	-	-	-	-	-	-		-		

C. GRAND TOTAL (CY and PY)		2,380,862.97	-	7,079.00	2,373,783.97	6,796,686.72	9,170,470.69	1,303,745.31	14.22%	7,866,725.38		
-----------------------------------	--	---------------------	----------	-----------------	---------------------	---------------------	---------------------	---------------------	---------------	---------------------	--	--

OFFICE OF THE AUDITOR
T E S D A

RECEIVED
DATE: 10/17/18
TIME: 5:40