




STATEMENT OF APPROVED BUDGET, UTILIZATIONS, DISBURSEMENTS AND BALANCES
As of June 30, 2018


Department: Other Executive Offices
 Agency: Technical Education and Skills Development Authority
 Operating Unit: Central Office
 Organization Code (UACS): 260410000000
 Report Status: ALL

PARTICULARS	UACS CODE	APPROVED BUDGET			BUDGET UTILIZATION					DISBURSEMENTS					BALANCES		
		Approved Budgeted Revenue	Adjustments (Additions, Reduction, Realignment)	Adjusted Budgeted Revenue	1st Quarter Ending March 31	2nd Quarter Ending June 30	3rd Quarter Ending Sept. 30	4th Quarter Ending Dec. 31	Total	1st Quarter Ending March 31	2nd Quarter Ending June 30	3rd Quarter Ending Sept. 30	4th Quarter Ending Dec. 31	Total	Unutilized Budget	Unpaid Utilizations	
																Due and Demandable / Accounts Payable	Not Yet Due and Demandable
1	2	3	4	5=3+(-)4	6	7	8	9	10=(6+7+8+9)	11	12	13	14	15=(11+12+13+14)	16=(5-10)	17	18
I. Agency Approved Budget																	
TESDA Revolving Fund	6207535																
General Administration and Support	1E+14	7,000,000.00		7,000,000.00	1,158,702.24	2,131,833.68			3,290,535.92	1,158,702.24	2,131,833.68			3,290,535.92	3,709,464.08		
General Management and Supervision	1E+14	7,000,000.00		7,000,000.00	1,158,702.24	2,131,833.68			3,290,535.92	1,158,702.24	2,131,833.68			3,290,535.92	3,709,464.08		
MOOE		4,000,000.00		4,000,000.00	606,334.24	856,258.68			1,462,592.92	606,334.24	856,258.68			1,462,592.92	2,537,407.08		
CO		3,000,000.00		3,000,000.00	552,368.00	1,275,575.00			1,827,943.00	552,368.00	1,275,575.00			1,827,943.00	1,172,057.00		
Operations	3E+14	14,550,000.00		14,550,000.00	3,834,928.40	8,162,478.54			11,997,406.94	3,834,928.40	8,162,478.54			11,997,406.94	2,552,593.06		
TECHNICAL EDUCATION AND SKILLS DEVELOPMENT PROGRAM	3 103E+14	14,550,000.00		14,550,000.00	3,834,928.40	8,162,478.54			11,997,406.94	3,834,928.40	8,162,478.54			11,997,406.94	2,552,593.06		
Promotion, Development and Implementation of Quality Technical Education and Skills Development Programs	3 103E+14	14,550,000.00		14,550,000.00	3,834,928.40	8,162,478.54			11,997,406.94	3,834,928.40	8,162,478.54			11,997,406.94	2,552,593.06		
MOOE		14,550,000.00		14,550,000.00	3,834,928.40	8,162,478.54			11,997,406.94	3,834,928.40	8,162,478.54			11,997,406.94	2,552,593.06		
GRAND TOTAL		21,550,000.00		21,550,000.00	4,993,630.64	10,294,312.22			15,287,942.86	4,993,630.64	10,294,312.22			15,287,942.86	6,262,057.14		
PS																	
MOOE		18,550,000.00		18,550,000.00	4,441,262.64	9,018,737.22			13,459,999.86	4,441,262.64	9,018,737.22			13,459,999.86	5,090,000.14		
FinEX																	
CO		3,000,000.00		3,000,000.00	552,368.00	1,275,575.00			1,827,943.00	552,368.00	1,275,575.00			1,827,943.00	1,172,057.00		

Certified Correct:

 WILMA F. ROQUE
 Agency Budget Officer
 Date:

Certified Correct:

 EMELY Q. TESORO
 Agency Chief Accountant
 Date:

Recommended By:

 MA. MAGDALENA P. BUTAD
 Director, FMS
 Date:

Approved By:

 PILAR G. DE LEON
 Director IV - AS
 Chief of Services for Administration
 Date: