

STATEMENT OF APPROPRIATIONS, ALLOTMENTS, OBLIGATIONS, DISBURSEMENTS AND BALANCES As of the Quarter Ending December 31, 2016 Government Accountant

T E S T A

Office of the Director RECEIVED

RECEIVED BY: Authorization: 01 - Current Year Appropriations DATE: MAR 16 2017 TIME: 3:28

Department: Department of Labor and Employment (DOLE)
Agency: Technical Education and Skills Development Authority
Reporting Unit: All
Organization Code (UACS): 160090000000
Cluster: 01 - Regular Agency Fund


By: [Signature]
Date: [Signature]


Report Status: ALL


Table with columns: UACS CODE, Appropriation, Allotments, Current Year Obligations, Current Year Disbursements, Balances. Rows include various departments like National Council on Education, Department of Labor and Employment, etc.

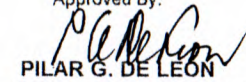
Table with columns for Appropriation, Allotments, Current Year Obligations, Current Year Disbursements, and Balances. Includes sub-headers for Adjustments, Allotments Received, Adjustments (Withdrawal), Transfer To, Transfer From, Adjusted Total Allotments, and quarterly obligations/disbursements. Data rows include departmental codes (UAACS CODE) and descriptions of various educational institutions and programs.

FUND	UACB CODE	Appropriation			Allotments					Current Year Obligations				Current Year Disbursements					Balances						
		Authorized Appropriation	Adjustments (Transfer To/From, Realignments)	Adjusted Appropriations	Allotments Received	Adjustments (Withdrawal, Realignment)	Transfer To	Transfer From	Adjusted Total Allotments	1st Quarter Ending March 31	2nd Quarter Ending June 30	3rd Quarter Ending Sept. 30	4th Quarter Ending Dec. 31	Total	1st Quarter Ending March 31	2nd Quarter Ending June 30	3rd Quarter Ending Sept. 30	4th Quarter Ending Dec. 31	Total	Unreleased Appropriations	Unobligated Allotment	Unpaid Obligations (15-25) = (23+24)			
																						Due and Demandable	Not Yet Due and Demandable		
National Capital Region	160090300013		1,489,372.00	1,489,372.00	1,489,372.00			1,489,372.00		167,987.00	314,548.00	1,006,837.00	1,489,372.00		167,987.00	314,548.00	1,006,837.00	1,489,372.00							
PS			1,489,372.00	1,489,372.00	1,489,372.00			1,489,372.00		167,987.00	314,548.00	1,006,837.00	1,489,372.00		167,987.00	314,548.00	1,006,837.00	1,489,372.00							
Administrative Region (AR)	160090000000		124,038.00	124,038.00	124,038.00			124,038.00				124,038.00	124,038.00				124,038.00	124,038.00							
Regional Office - CAR	160090300014		124,038.00	124,038.00	124,038.00			124,038.00				124,038.00	124,038.00				124,038.00	124,038.00							
PS			124,038.00	124,038.00	124,038.00			124,038.00				124,038.00	124,038.00				124,038.00	124,038.00							
Region XII - CARAGA	160090000000		3,398,717.00	3,398,717.00	3,398,717.00			3,398,717.00		1,057,640.00	338,609.00	1,952,193.25	3,348,442.25		1,057,640.00	338,609.00	1,952,193.25	3,348,442.25							
Regional Office XII	160090300016		3,398,717.00	3,398,717.00	3,398,717.00			3,398,717.00		1,057,640.00	338,609.00	1,952,193.25	3,348,442.25		1,057,640.00	338,609.00	1,952,193.25	3,348,442.25							
PS			3,398,717.00	3,398,717.00	3,398,717.00			3,398,717.00		1,057,640.00	338,609.00	1,952,193.25	3,348,442.25		1,057,640.00	338,609.00	1,952,193.25	3,348,442.25							
Region IVB - MARICOR	160090000000		2,448,292.00	2,448,292.00	2,448,292.00			2,448,292.00			137,170.00	152,232.93	289,402.93			137,170.00	152,232.93	289,402.93							
Regional Office - IVB	160090300017		1,751,296.00	1,751,296.00	1,751,296.00			1,751,296.00																	
PS			1,751,296.00	1,751,296.00	1,751,296.00			1,751,296.00																	
Simon Suan Vocational and Technical College	160091600018		289,403.00	289,403.00	289,403.00			289,403.00			137,170.00	182,232.93	289,402.93			137,170.00	152,232.93	289,402.93							
PS			289,403.00	289,403.00	289,403.00			289,403.00			137,170.00	182,232.93	289,402.93			137,170.00	152,232.93	289,402.93							
Antanan National Trade School	160091600022		407,593.00	407,593.00	407,593.00			407,593.00																	
PS			407,593.00	407,593.00	407,593.00			407,593.00																	
Infrastructure Projects	01105422		8,346,000.00	8,346,000.00			8,346,000.00	8,346,000.00			8,346,000.00		8,346,000.00			8,346,000.00		8,346,000.00							
Department of Labor and Employment (DOLE)	160000000000		8,346,000.00	8,346,000.00			8,346,000.00	8,346,000.00			8,346,000.00		8,346,000.00			8,346,000.00		8,346,000.00							
Technical Education and Development Authority	160090000000		8,346,000.00	8,346,000.00			8,346,000.00	8,346,000.00			8,346,000.00		8,346,000.00			8,346,000.00		8,346,000.00							
Region IVB - MARICOR	160090000000		8,346,000.00	8,346,000.00			8,346,000.00	8,346,000.00			8,346,000.00		8,346,000.00			8,346,000.00		8,346,000.00							
Regional Office - IVB	160090300017		8,346,000.00	8,346,000.00			8,346,000.00	8,346,000.00			8,346,000.00		8,346,000.00			8,346,000.00		8,346,000.00							
MCOE			8,346,000.00	8,346,000.00			8,346,000.00	8,346,000.00			8,346,000.00		8,346,000.00			8,346,000.00		8,346,000.00							
			6,860,594,000.00	345,100,497.94	7,205,694,497.94	7,226,584,113.53	19,420,410.38	(1,581,996,302.71)	1,477,888,885.47	7,141,897,106.67	1,291,899,758.82	1,784,036,902.44	1,690,632,259.22	1,430,649,500.72	6,197,018,421.20	714,715,391.80	1,804,871,704.74	1,560,054,507.41	1,453,828,118.90	5,533,269,772.85	63,797,391.27	844,878,685.47	221,823,247.69	446,190,004.32	
			1,554,838,000.00	485,712,235.47	2,040,550,235.47	1,868,523,913.44	63,690,855.89	(68,426,089.89)	119,300,971.56	1,983,089,651.20	358,112,616.25	472,071,051.68	413,170,912.68	564,929,804.25	1,808,294,384.96	349,974,930.26	466,232,982.02	413,061,277.91	550,290,193.40	1,779,559,383.61	57,460,584.27	174,805,266.34	5,602,893.46	26,361,851.28	
			5,005,884,000.00	(140,611,737.53)	4,865,272,262.47	5,058,186,200.09	(44,270,445.51)	(1,513,570,213.02)	1,358,587,913.91	4,858,935,455.47	926,224,291.50	1,272,202,289.77	1,047,461,346.54	1,118,550,108.53	4,364,438,036.34	962,029,064.65	1,323,508,268.52	1,146,993,229.50	897,212,533.36	3,729,743,096.03	6,336,807.00	494,497,419.13	216,020,354.21	419,499,396.25	
			299,872,000.00		299,872,000.00	299,872,000.00			299,872,000.00	7,362,851.07	39,763,560.99	230,000,000.00	(252,830,412.06)	24,298,000.00	2,711,396.87	14,930,454.20		6,325,392.14	23,967,243.21		275,576,000.00			328,756.79	

Correct:

F. RODRIGUEZ
 Administrative Officer, OIC-Budget Division

Certified Correct:

CARIZA A. DACUMA
 Director IV, OIC-Accounting Division
 Date:

Recommended By:

MA. MAGDALENA P. BUTAD
 Director IV, Financial Management Services
 Date:

Approved By:

PILAR G. DE LEON
 Director IV, AS
 Chief of Services for Administration
 Date:

This report was generated using the Unified Reporting System