


MONTHLY REPORT OF DISBURSEMENTS
For the month of March, 2017

| Department: Other Executive Offices | | | | | Agency: Technical Education and Skills Development Authority | | | | | | | | | | Operating Unit: Central Office | | | | | | | | | | | | | |
|--|---------------------|---------------|----------|----|--|-------------------------------|----------------|--------------|----|----|---------------------------------|----|----|----|--------------------------------|-----------|-------------------|----------------|----------------|-------|-------------|------|----|---------------|----------------|--------------|----|----------------|
| Organization Code (UACS): 260410100000 | | | | | Fund Cluster: 01 - Regular Agency Fund | | | | | | | | | | Report Status: ALL | | | | | | | | | | | | | |
| PARTICULARS | CURRENT YEAR BUDGET | | | | | PRIOR YEAR'S BUDGET | | | | | | | | | | SUB-TOTAL | TRUST LIABILITIES | | | | GRAND TOTAL | | | | | REMARKS | | |
| | PS | MOOE | Fin. Exp | CO | TOTAL | PRIOR YEAR'S ACCOUNTS PAYABLE | | | | | CURRENT YEAR'S ACCOUNTS PAYABLE | | | | | | PS | MOOE | CO | TOTAL | PS | MOOE | CO | TOTAL | | | | |
| | | | | | | 7 | 8 | 9 | 10 | 11 | 12 | 13 | 14 | 15 | 16 | | | | | | | | | | 17 | | 18 | 19 |
| Notice of Cash Allocation (NCA) | 17,085,677 | 18,927,153.22 | | | 36,012,830.22 | 8,761.12 | 107,622,312.44 | 8,730,039.78 | | | 116,361,113.34 | | | | | | | 116,361,113.34 | 152,373,943.56 | | | | | 17,094,438.12 | 126,549,465.66 | 8,730,039.78 | | 152,373,943.56 |
| MDS Checks Issued | 1,809,409.74 | 2,707,217.16 | | | 4,516,626.9 | | 192,096 | 8,730,039.78 | | | 8,922,135.78 | | | | | | | 8,922,135.78 | 13,438,762.68 | | | | | 1,809,409.74 | 2,899,313.16 | 8,730,039.78 | | 13,438,762.68 |
| Other Executive Offices | 1,809,409.74 | 2,707,217.16 | | | 4,516,626.9 | | 192,096 | 8,730,039.78 | | | 8,922,135.78 | | | | | | | 8,922,135.78 | 13,438,762.68 | | | | | 1,809,409.74 | 2,899,313.16 | 8,730,039.78 | | 13,438,762.68 |
| Technical Education and Skills Development Authority | 1,809,409.74 | 2,707,217.16 | | | 4,516,626.9 | | 192,096 | 8,730,039.78 | | | 8,922,135.78 | | | | | | | 8,922,135.78 | 13,438,762.68 | | | | | 1,809,409.74 | 2,899,313.16 | 8,730,039.78 | | 13,438,762.68 |
| National Capital Region (NCR) | 1,809,409.74 | 2,707,217.16 | | | 4,516,626.9 | | 192,096 | 8,730,039.78 | | | 8,922,135.78 | | | | | | | 8,922,135.78 | 13,438,762.68 | | | | | 1,809,409.74 | 2,899,313.16 | 8,730,039.78 | | 13,438,762.68 |
| Central Office | 1,809,409.74 | 2,707,217.16 | | | 4,516,626.9 | | 192,096 | 8,730,039.78 | | | 8,922,135.78 | | | | | | | 8,922,135.78 | 13,438,762.68 | | | | | 1,809,409.74 | 2,899,313.16 | 8,730,039.78 | | 13,438,762.68 |
| Advice to Debit Account | 15,276,267.26 | 16,219,936.06 | | | 31,496,203.32 | 8,761.12 | 107,430,216.44 | | | | 107,438,977.56 | | | | | | | 107,438,977.56 | 138,935,180.88 | | | | | 15,285,028.38 | 123,650,152.5 | | | 138,935,180.88 |
| Other Executive Offices | 15,276,267.26 | 16,219,936.06 | | | 31,496,203.32 | 8,761.12 | 107,430,216.44 | | | | 107,438,977.56 | | | | | | | 107,438,977.56 | 138,935,180.88 | | | | | 15,285,028.38 | 123,650,152.5 | | | 138,935,180.88 |
| Technical Education and Skills Development Authority | 15,276,267.26 | 16,219,936.06 | | | 31,496,203.32 | 8,761.12 | 107,430,216.44 | | | | 107,438,977.56 | | | | | | | 107,438,977.56 | 138,935,180.88 | | | | | 15,285,028.38 | 123,650,152.5 | | | 138,935,180.88 |
| National Capital Region (NCR) | 15,276,267.26 | 16,219,936.06 | | | 31,496,203.32 | 8,761.12 | 107,430,216.44 | | | | 107,438,977.56 | | | | | | | 107,438,977.56 | 138,935,180.88 | | | | | 15,285,028.38 | 123,650,152.5 | | | 138,935,180.88 |
| Central Office | 15,276,267.26 | 16,219,936.06 | | | 31,496,203.32 | 8,761.12 | 107,430,216.44 | | | | 107,438,977.56 | | | | | | | 107,438,977.56 | 138,935,180.88 | | | | | 15,285,028.38 | 123,650,152.5 | | | 138,935,180.88 |
| Tax Remittance Advices Issued (TRA) | 2,078,998.44 | 7,559,340.85 | | | 9,638,339.29 | | | | | | | | | | | | | | 9,638,339.29 | | | | | 2,078,998.44 | 7,559,340.85 | | | 9,638,339.29 |
| Other Executive Offices | 2,078,998.44 | 7,559,340.85 | | | 9,638,339.29 | | | | | | | | | | | | | | 9,638,339.29 | | | | | 2,078,998.44 | 7,559,340.85 | | | 9,638,339.29 |
| Technical Education and Skills Development Authority | 2,078,998.44 | 7,559,340.85 | | | 9,638,339.29 | | | | | | | | | | | | | | 9,638,339.29 | | | | | 2,078,998.44 | 7,559,340.85 | | | 9,638,339.29 |
| National Capital Region (NCR) | 2,078,998.44 | 7,559,340.85 | | | 9,638,339.29 | | | | | | | | | | | | | | 9,638,339.29 | | | | | 2,078,998.44 | 7,559,340.85 | | | 9,638,339.29 |
| Central Office | 2,078,998.44 | 7,559,340.85 | | | 9,638,339.29 | | | | | | | | | | | | | | 9,638,339.29 | | | | | 2,078,998.44 | 7,559,340.85 | | | 9,638,339.29 |
| Grand Total | 19,164,675.44 | 26,486,494.07 | | | 45,651,169.51 | 8,761.12 | 107,622,312.44 | 8,730,039.78 | | | 116,361,113.34 | | | | | | | 116,361,113.34 | 162,012,282.85 | | | | | 19,173,436.56 | 134,108,806.51 | 8,730,039.78 | | 162,012,282.85 |

Summary


| PARTICULARS | PREVIOUS REPORT | CURRENT MONTH | AS OF DATE |
|--|------------------|-----------------|------------------|
| (1) | (2) | (3) | (4) |
| Total Disbursement Authorities Received | | | |
| NCA | 245,566,780.00 | 175,448,457.00 | 421,015,237.00 |
| Working Fund | | | |
| TRA | 4,398,031.07 | 9,638,339.29 | 14,036,370.36 |
| CDC | | | |
| NCAA | | | |
| Others (CDT, BTr Does Stamp, etc.) | | | |
| Less: Notice of Transfer Allocations (NTA)* issued | (121,099,065.66) | (51,388,896.30) | (172,487,961.96) |
| Total Disbursements Authorities Available | 128,865,745.41 | 133,697,899.99 | 262,563,645.40 |
| Less | | | |
| Lapsed NCA | | 175.82 | 175.82 |
| Disbursements | 100,551,185.19 | 162,012,282.85 | 262,563,468.04 |
| Balance of Disbursements Authorities as of to date | 28,314,560.22 | (28,314,558.68) | 1.54 |
| Disbursements Program | 128,865,745.41 | 133,697,899.99 | 262,563,645.40 |
| Total Disbursements | 100,551,185.19 | 162,012,282.85 | 262,563,468.04 |
| Under spending- | 28,314,560.22 | (28,314,382.86) | 177.36 |

Certified Correct:


Agency Chief Accountant

Date:

Approved By:


PILAR G. DE LEON
Head of Agency or Authorized Representative
Date:

MONTHLY REPORT OF DISBURSEMENTS
For the Month of MARCH 2017

Department **DEPARTMENT OF LABOR AND EMPLOYMENT (DOLE)**
 Agency **TECHNICAL EDUCATION AND SKILLS DEVELOPMENT AUTHORITY (TESDA)**
 Operating Unit **CENTRAL OFFICE**
 Organization Code **16-009-01-00000**
 Funding Source **01 - Regular Agency Fund**


| PARTICULARS | CURRENT YEAR BUDGET | | | | PRIOR YEAR'S BUDGET | | | | SUB-TOTAL | GRAND TOTAL | | |
|---------------------------|----------------------|----------------------|----------|----------------------|-------------------------------|-----------------------|---------------------|-----------------------|-----------------------|----------------------|-----------------------|---------------------|
| | PS | MOOE | CO | TOTAL | PRIOR YEAR'S ACCOUNTS PAYABLE | | | TOTAL | | PS | MOOE | CO |
| | | | | | PS | MOOE | CO | | | | | |
| Notice of Cash Allocation | | | | | | | | | | | | |
| MDS Checks Issued | 1,809,409.74 | 2,707,217.16 | - | 4,516,626.90 | - | 192,096.00 | 8,730,039.78 | 8,922,135.78 | 13,438,762.68 | 1,809,409.74 | 2,899,313.16 | 8,730,039.78 |
| LDDAP-ADA | 15,276,267.26 | 16,219,936.06 | - | 31,496,203.32 | 8,761.12 | 107,430,216.44 | - | 107,438,977.56 | 138,935,180.88 | 15,285,028.38 | 123,650,152.50 | - |
| Tax Remittance Advice | 2,078,998.44 | 7,559,340.85 | | 9,638,339.29 | - | - | | - | 9,638,339.29 | 2,078,998.44 | 7,559,340.85 | |
| Total | 19,164,675.44 | 26,486,494.07 | - | 45,651,169.51 | 8,761.12 | 107,622,312.44 | 8,730,039.78 | 116,361,113.34 | 162,012,282.85 | 19,173,436.56 | 134,108,806.51 | 8,730,039.78 |

SUMMARY:


| | <u>Prev. Report</u> | <u>This Month</u> | <u>As of Date</u> |
|--|-----------------------|------------------------|-----------------------|
| Total Disbursements Authorities Received | 249,964,811.07 | 185,086,796.29 | 435,051,607.36 |
| Notice of Cash Allocation (NCA) | 245,566,780.00 | 175,448,457.00 | 421,015,237.00 |
| Tax Remittance Advice (TRA) | 4,398,031.07 | 9,638,339.29 | 14,036,370.36 |
| Less: Notice of Transfer Allocation (NTA) Issued | 121,099,065.66 | 51,388,896.30 | 172,487,961.96 |
| Total Disbursements Authorities Available | 128,865,745.41 | 133,697,899.99 | 262,563,645.40 |
| Less: | | | |
| Lapsed NCA | - | 175.82 | 175.82 |
| Disbursements | 100,551,185.19 | 162,012,282.85 | 262,563,468.04 |
| Total | 100,551,185.19 | 162,012,458.67 | 262,563,643.86 |
| Balance of Disbursements Authorities as of to Date | 28,314,560.22 | (28,314,558.68) | 1.54 |

Total Disbursements Program
 Less: Actual Disbursements
 (Over)/Under Spending

| | <u>Prev. Report</u> | <u>This Month</u> |
|-----------------------------|----------------------|------------------------|
| Total Disbursements Program | 128,865,745.41 | 133,697,899.99 |
| Less: Actual Disbursements | 100,551,185.19 | 162,012,282.85 |
| (Over)/Under Spending | 28,314,560.22 | (28,314,382.86) |

Certified Correct

CARIZA A. DAOUA
 OIC, Accounting Division-FMS
 Date: _____

Approved by:


MA. MAGDALENA P. BUTAD
 Director IV, Financial and Management Service
 Date: _____