

STATEMENTS OF ALLOTMENTS, OBLIGATIONS AND BALANCES

As of December 27, FY 2013

(In Thousand Pesos)

Department : DOLE

Agency/OU : TESDA

Fund : 101

| PI/IA | ALLOT. CLASS | OBJECT CLASS OF EXPENDITURE | FY 2013 ALLOTMENT | OBLIGATIONS | | Unobligated Balance | REMARKS |
|--------------------------|--------------|--|-------------------|--------------|----------------|---------------------|--|
| | | | | THIS REPORT | TO DATE | | |
| (1) | | | (2) | (3) | (4) | (5)=(2)-(4) | (6) |
| PERSONAL SERVICES | | | | | | | |
| PS | 701 | Salaries and Wages- Regular Pay | | | | | SARO-BMB-B-13-0018709 dated Oct. 23, 2013 (P5,891,000.00)- To cover the Personnel Services deficiency due to filling-up of positions. SARO-BMB-B-13-0010603 dtd. July 23, 2013 - To cover the grant of FY 2012 Performance-Based Bonus of TESDA pursuant to AO No. 25, s. 2011 and EO No. 80. s. 2012 dated Dec. 21 2011 and July 20, 2012, respectively SARO-BMB-B-13-0005289 dtd. May 21, 2013 - To cover the requirement for Terminal Leave Benefits of TESDA retirees (Ms. R. Hernandez & Mr. R. Dela Cruz) SARO-BMB-B-13-0017719 dated Oct. 10, 2013 (P52,642,728.00)- To cover the requirement for Incentive and Terminal Leave Benefits of DOLE-TESDA personnel who availed of the Rationalization Plan duly approved on July 22, 2013 |
| | | Step Increment for Length of Service | 5,891 | 123 | 132,552 | | |
| | 705 | Salaries and Wages-Casual | | | 407 | | |
| | 706 | Salaries and Wages-Contractual | | | 55 | | |
| | 711 | PERA | | 1 | 8,582 | | |
| | 713 | Representation Allowance (RA) | | | 3,163 | | |
| | 714 | Transportation Allowance (TA) | | | 2,124 | | |
| | 715 | Clothing Allowance | | 105 | 2,030 | | |
| | 716 | Magna Carta of Public Health Workers per RA 7305 | | 34 | 236 | | |
| | 717 | Productivity Incentive Benefits | | 2 | 686 | | |
| | 719 | Other Bonuses and Allowances | 31,988 | | 3,380 | | |
| | 724 | Cash Gift | | | 1,866 | | |
| | 725 | Year-End Bonus | | | 8,006 | | |
| | 732 | Pag-ibig Contributions | | 31 | 3,204 | | |
| | 733 | Health Insurance Premium | | 106 | 1,275 | | |
| | 734 | ECIP Contributions | | 64 | 766 | | |
| | 740 | Retirement Benefits | 47,194 | | 48,321 | | |
| | 742 | Terminal Leave | 8,184 | 1,138 | 11,560 | | |
| | 749 | Other Personnel Benefits | | 30 | 2,571 | | |
| | 872 | Subsidy to Regional Offices | 173,986 | 25 | 36,302 | | |
| Sub-Total, PS | | | 267,243 | 1,659 | 267,086 | 157 | |
| | 731 | Life and Retirement Insurance Co | 15,387 | 1,145 | 13,938 | 1,449 | |
| Total, PS | | | 282,630 | 2,804 | 281,024 | 1,606 | |

STATEMENTS OF ALLOTMENTS, OBLIGATIONS AND BALANCES

As of December 27, FY 2013

(In Thousand Pesos)

Department : DOLE

Agency/OU : TESDA

Fund : 101

| P/PIA | ALLOT. CLASS | OBJECT CLASS OF EXPENDITURE | FY 2013 ALLOTMENT | OBLIGATIONS | | Unobligated Balance | REMARKS |
|-------|--------------|--|-------------------|-------------|---------|---------------------|---------|
| | | | | THIS REPORT | TO DATE | | |
| | | (1) | (2) | (3) | (4) | (5)=(2)-(4) | (6) |
| MOOE | 751 | Local Travel | | 863 | 3,519 | | |
| | 752 | Foreign Travel | | 1,893 | 3,333 | | |
| | 753 | Training Expenses | | (723) | 20,565 | | |
| | 754 | Scholarship Expenses | | | 5,058 | | |
| | 755 | Office Supplies Expense | | 668 | 9,547 | | |
| | 758 | Food Supplies Expenses | | | 19 | | |
| | 759 | Drugs and Medicines Expenses | | | 90 | | |
| | 760 | Medical, Dental & Lab. Supplies Exp. | | | 177 | | |
| | 761 | Gasoline, Oil and Lubricants Expenses | | 314 | 3,606 | | |
| | 765 | Other Supplies Expenses | | 4,206 | 11,475 | | |
| | 766 | Water Expenses | | 587 | 3,384 | | |
| | 767 | Electricity Expenses | | 2,753 | 25,177 | | |
| | 771 | Postage and Deliveries | | | 2 | | |
| | 772 | Telephone Expenses - Landline | | 256 | 2,499 | | |
| | 773 | Telephone Expenses - Mobile | | 191 | 1,369 | | |
| | 774 | Internet Expenses | | 170 | 1,157 | | |
| | 775 | Cable, Satellite, Telegraph & Radio Expenses | | | 27 | | |
| | 778 | Membership, Dues & Contributions to Org'n. | | | 12 | | |
| | 779 | Awards and Indemnities | | | | | |
| | 780 | Advertising Expenses | | | | | |
| | 780 | Advertising Expenses | | 472 | 1,387 | | |
| | 781 | Printing and Binding Expenses | | (464) | 5,579 | | |
| | 782 | Rent Expenses | | | 149 | | |
| | 783 | Representation Expenses | | 552 | 643 | | |
| | 784 | Transportation and Delivery Expenses | | 585 | 1,774 | | |
| | 785 | Storage Expenses | | | 132 | | |
| | 786 | Subscription Expenses | | | 434 | | |
| | 787 | Survey Expenses | | (1,347) | 5,369 | | |
| | 791 | Legal Services | | | | | |
| | 792 | Auditing Services | | 12 | 60 | | |
| | 793 | Consultancy Services | | 14 | 458 | | |
| | 795 | General Services | | | 269 | | |
| | 793 | Consultancy Services | | | | | |

STATEMENTS OF ALLOTMENTS, OBLIGATIONS AND BALANCES

As of December 27, FY 2013

(In Thousand Pesos)

Department : DOLE

Agency/OU : TESDA

Fund : 101

| PI/PIA | ALLOT. CLASS | OBJECT CLASS OF EXPENDITURE | FY 2013 ALLOTMENT | OBLIGATIONS | | Unobligated Balance | REMARKS |
|--------|--------------|--|-------------------|---------------|----------------|---------------------|---------|
| | | | | THIS REPORT | TO DATE | | |
| | (1) | (2) | (3) | (4) | (5)=(2)-(4) | (6) | |
| | 796 | Janitorial Services | | | 18,107 | | |
| | 797 | Security Services | | 101 | 20,256 | | |
| | 799 | Other Professional Services | | 630 | 20,077 | | |
| | 805 | Rep. & Maint. - Electrification, Power & Energy Structures | | | 863 | | |
| | 811 | Repairs & Maint. - Office Buildings | | 493 | 9,896 | | |
| | 815 | Repairs & Maint. - Other Structures | | | | | |
| | 821 | Repairs & Maint. - Office Equipment | | | 391 | | |
| | 822 | Repairs & Maint. - Furniture & Fixtures | | | | | |
| | 823 | Repairs & Maint. - IT Eqpt. & Software | | | 179 | | |
| | 826 | Repairs & Maint. - Machineries | | | | | |
| | 829 | Repairs & Maint. - Comm'n. Eqpt. | | | 18 | | |
| | 833 | Repairs & Maint. - Med., Dental & Lab. Eqpt. | | | | | |
| | 840 | Repairs & Maint. - Other Mach. & Eqpt. | | | 3 | | |
| | 841 | Repairs & Maint. - Motor Vehicles | | (5) | 2,185 | | |
| | 854 | Repairs & Maint. - Artesian Wells, Reservoirs, Pumping Stations and Conduits | | | 69 | | |
| | 878 | Donations | 272,860 | | 4 | | |
| | 884 | Miscellaneous Expenses | | 230 | 1,289 | | |
| | 891 | Taxes, Duties and Licenses | | | | | |
| | 892 | Fidelity Bond Premiums | | | 464 | | |
| | 893 | Insurance Expenses | | | 19,267 | | |
| | 969 | Other Maint. & Operating Expenses | | 573 | 10,293 | | |
| | 872 | Subsidy to Regional Offices | | 12,312 | 54,169 | | |
| | | PESFA | | | | | |
| | 754 | Cash Advance | | 8,060 | 8,060 | | |
| | | TOTAL, MOOE | 272,860 | 33,396 | 272,860 | - | |

STATEMENTS OF ALLOTMENTS, OBLIGATIONS AND BALANCES

As of December 27, FY 2013

(In Thousand Pesos)

Department : DOLE

Agency/OU : TESDA


Fund : 101

| PI/IA | ALLOT. CLASS | OBJECT CLASS OF EXPENDITURE | FY 2013 ALLOTMENT | OBLIGATIONS | | Unobligated Balance | REMARKS |
|---|--------------|--|-------------------|---------------|----------------|---------------------|---------|
| | | | | THIS REPORT | TO DATE | | |
| (1) | | | (2) | (3) | (4) | (5)=(2)-(4) | (6) |
| B. Projects | | | | | | | |
| I. Locally- Funded Projects | | | | | | | |
| a. Training for Work Scholarship Program (TWSP) | | | | | | | |
| MOOE | 754 | Scholarship Expenses - Central C | 277,000 | | 276,896 | 104 | |
| | | Scholarship Expenses - ARMM | 9,118 | | 9,118 | - | |
| Sub-Total | | | 286,118 | - | 286,014 | 104 | |
| b. Priority Development Assistance Fund (PDAF) | | | | | | | |
| | 872 | TESDA NCR - Financial assistance for the implementation of specialty/training employment program (massage therapy) for 100 estimated beneficiaries in the Lone Dist. Of San Jose del | 1,627 | | 1,627 | - | |
| | 754 | Financial assistance for the implementation of scholarship programs per SARO-BMB-G-13-T000002947 dated July 30, 2013 | 2,500 | | - | 2,500 | |
| Sub-Total | | | 4,127 | - | 1,627 | 2,500 | |
| SUMMARY: | | | | | | | |
| | | PS | 267,243 | 1,659 | 267,086 | 157 | |
| | | RLIP | 15,387 | 1,145 | 13,938 | 1,449 | |
| | | MOOE | 272,860 | 33,396 | 272,860 | - | |
| | | CO | 40,306 | - | 40,306 | - | |
| | | CO (Automatic Appro.) | 8,944 | - | 8,944 | | |
| | | Locally-Funded - (TWSP) | 286,118 | - | 286,014 | 104 | |
| | | PDAF | 4,127 | - | 1,627 | 2,500 | |
| Total, Current Appro. | | | 894,985 | 36,200 | 890,775 | 4,210 | |

Prepared By:

Noted By:


ANNABELLE T. QUIMBO
 Chief, Budget Division, OCSA


PILAR G. DE LEON, CESO III
 Director IV, OCSA

STATEMENTS OF ALLOTMENTS, OBLIGATIONS AND BALANCES

As of December 27, FY 2013

(In Thousand Pesos)

Department : DOLE
Agency/OU : TESDA
Fund : 101

| P/P/A | ALLOT. CLASS | OBJECT CLASS OF EXPENDITURE | FY 2013 ALLOTMEN T | OBLIGATIONS | | Unobligated Balance of Allotment (5)=(2)-(4) | REMARKS |
|---|--------------|--|--------------------------|----------------|----------------|---|---|
| | | | | THIS REPORT | TO DATE | | |
| (1) | | | (2) | (3) | (4) | (5)=(2)-(4) | (6) |
| A.I.a General Administration and Supervision | | | | | | | |
| PS | 701 | Salaries and Wages- Regular Pay | 5,891 | 106 | 41,963 | | SARO-BMB-B-13-0018709 dated Oct. 23, 2013 (P5,891,000.00)- To cover the Personnel Services deficiency due to filling-up of positions. |
| | | Step Increment for Length of Service | | | | | |
| | 705 | Salaries and Wages-Casual | | | 407 | | |
| | 706 | Salaries and Wages-Contractual | | | 55 | | |
| | 711 | PERA | | | 3,177 | | |
| | 713 | Representation Allowance (RA) | | | 1,410 | | |
| | 714 | Transportation Allowance (TA) | | | 830 | | |
| | 715 | Clothing Allowance | | 40 | 765 | | |
| | 716 | Magna Carta of Public Health Workers per RA 7305 | | 34 | 156 | | |
| | 717 | Productivity Incentive Benefits | | 2 | 260 | | |
| | 719 | Other Bonuses and Allowances | 31,988 | | 3,380 | | SARO-BMB-B-13-0010603 dtd. July 23, 2013 - To cover the grant of FY 2012 Performance-Based Bonus of TESDA pursuant to AO No. 25, s. 2011 and EO No. 80. s. 2012 dated Dec. 21 2011 and July 20, 2012, respectively SARO-BMB-B-13-0005289 dtd. May 21, 2013 - To cover the requirement for Terminal Leave Benefits of TESDA retirees (Ms. R. Hernandez & Mr. R. Dela Cruz) SARO-BMB-B-13-0017719 dated Oct. 10, 2013 (P52,642,728.00)- To cover the requirement for Incentive and Terminal Leave Benefits of DOLE-TESDA personnel who availed of the Rationalization Plan duly approved on July 22, 2013 |
| | 724 | Cash Gift | | | 687 | | |
| | 725 | Year-End Bonus | | | 3,438 | | |
| | 732 | Pag-ibig Contributions | | 11 | 155 | | |
| | 733 | Health Insurance Premium | | 31 | 484 | | |
| | 734 | ECIP Contributions | | 22 | 155 | | |
| | 740 | Retirement Benefits | 47,194 | | 46,041 | | |
| | 742 | Terminal Leave | 8,184 | 1,138 | 11,085 | | |
| | 749 | Other Personnel Benefits | | 30 | 1,638 | | |
| | 872 | Subsidy to Regional Offices | 173,986 | 25 | 36,302 | | |
| | | Sub-Total, PS | 267,243 | 1,439 | 152,388 | 114,855 | |
| | 731 | Life and Retirement Insurance Contribution | 4,587 | 349 | 4,331 | 256 | |
| | | Total, PS | 271,830 | 1,788 | 156,719 | 115,111 | |
| MOOE | 751 | Local Travel | | 627 | 1,525 | | |
| | 752 | Foreign Travel | | 115 | 1,353 | | |
| | 753 | Training Expenses | | 440 | 11,419 | | |
| | 754 | Scholarship Expenses | | | 5,058 | | |
| | 755 | Office Supplies Expense | | 339 | 4,463 | | |
| | 758 | Food Supplies Expenses | | | - | | |
| | 759 | Drugs and Medicines Expenses | | | 90 | | |
| | 760 | Medical, Dental & Lab. Supplies Exp. | | | 165 | | |
| | 761 | Gasoline, Oil and Lubricants Expenses | | 197 | 2,213 | | |
| | 765 | Other Supplies Expenses | | 3,132 | 7,403 | | |
| | 766 | Water Expenses | | 587 | 3,384 | | |
| | 767 | Electricity Expenses | | 2,753 | 25,177 | | |
| | 771 | Postage and Deliveries | | | 2 | | |
| | 772 | Telephone Expenses - Landline | | 125 | 1,309 | | |
| | 773 | Telephone Expenses - Mobile | | 125 | 776 | | |
| | 774 | Internet Expenses | | 122 | 126 | | |
| | 775 | Cable, Satellite, Telegraph & Radio Expenses | | | 19 | | |
| | 778 | Membership, Dues & Contributions to Org'n. | | | 7 | | |

STATEMENTS OF ALLOTMENTS, OBLIGATIONS AND BALANCES

As of December 27, FY 2013

(In Thousand Pesos)

Department : DOLE
Agency/OU : TESDA
Fund : 101

| PI/P/A | ALLOT. CLASS | OBJECT CLASS OF EXPENDITURE | FY 2013 ALLOTMENT | OBLIGATIONS | | Unobligated Balance of Allotment (5)=(2)-(4) | REMARKS |
|-------------------------------------|--------------|--|----------------------|-----------------------|----------------|---|---|
| | | | | THIS REPORT (3) | TO DATE (4) | | |
| | | (1) | (2) | (3) | (4) | (5)=(2)-(4) | (6) |
| | | 779 Awards and Indemnities | | | | - | |
| | | 780 Advertising Expenses | | | | | |
| | | 780 Advertising Expenses | | 472 | 1,257 | | |
| | | 781 Printing and Binding Expenses | | (915) | 4,510 | | |
| | | 782 Rent Expenses | | | 104 | | |
| | | 783 Representation Expenses | | 552 | 643 | | |
| | | 784 Transportation and Delivery Expenses | | 490 | 1,340 | | |
| | | 785 Storage Expenses | | | 111 | | |
| | | 786 Subscription Expenses | | | 316 | | |
| | | 787 Survey Expenses | | | - | | |
| | | 791 Legal Services | | | 60 | | |
| | | 792 Auditing Services | | 12 | 444 | | |
| | | 793 Consultancy Services | | | - | | |
| | | 795 General Services | | | - | | |
| | | 793 Consultancy Services | | | - | | |
| | | 796 Janitorial Services | | | 18,107 | | |
| | | 797 Security Services | | 101 | 20,256 | | |
| | | 799 Other Professional Services | | 537 | 14,603 | | |
| | | 805 Rep. & Maint. - Electrification, Power & Energy Structures | | | 830 | | |
| | | 811 Repairs & Maint. - Office Buildings | | 485 | 9,823 | | |
| | | 815 Repairs & Maint. - Other Structures | | | - | | |
| | | 821 Repairs & Maint. - Office Equipment | | | 200 | | |
| | | 822 Repairs & Maint. - Furniture & Fixtures | | | - | | |
| | | 823 Repairs & Maint. - IT Eq't. & Software | | | 10 | | |
| | | 826 Repairs & Maint. - Machineries | | | - | | |
| | | 829 Repairs & Maint. - Comm'n. Eq't. | | | 18 | | |
| | | 833 Repairs & Maint. - Med., Dental & Lab. Eq't. | | | - | | |
| | | 840 Repairs & Maint. - Other Mach. & Eq't. | | | 3 | | |
| | | 841 Repairs & Maint. - Motor Vehicles | | (56) | 1,700 | | |
| | | 854 Repairs & Maint. - Artesian Wells, Reservoirs, Pumping Stations and Conduits | | | 46 | | |
| | | 878 Donations | | | 4 | | |
| | | 884 Miscellaneous Expenses | | 162 | 530 | | |
| | | 891 Taxes, Duties and Licenses | | | - | | |
| | | 892 Fidelity Bond Premiums | | | 464 | | |
| | | 893 Insurance Expenses | | | 19,264 | | |
| | | 969 Other Maint. & Operating Expenses | | 8,287 | 9,448 | | |
| | | 872 Subsidy to Regional Offices | | 4,105 | 45,890 | | |
| | | Sub-Total | 114,425 | 22,794 | 214,470 | (100,045) | |
| CO | | Furniture, Fixtures and Office Equipment | 20,306 | | 20,306 | - | |
| | | Transportation Equipment | 20,000 | | 20,000 | - | |
| | | Sub-Total | 40,306 | - | 40,306 | - | |
| CO - Automatic Appropriation | | | | | | | Customes Duties and Taxes (Sec. 13, Gen. Prov., RA10352), Automatic Appropriations - To cover customs duties and internal revenue taxes from importation of various equipment acquired through foreign donation |
| | | Machineries and Equipment | 8,944 | | 8,944 | - | |
| | | Sub-Total | 8,944 | - | 8,944 | - | |

STATEMENTS OF ALLOTMENTS, OBLIGATIONS AND BALANCES

As of December 27, FY 2013

(In Thousand Pesos)

Department : DOLE
Agency/OU : TESDA
Fund : 101

| P/PI/A | ALLOT. CLASS | OBJECT CLASS OF EXPENDITURE | FY 2013 ALLOTMENT | OBLIGATIONS | | Unobligated Balance of Allotment | REMARKS |
|---|--------------|--|----------------------|----------------|---------------|--|---|
| | | | | THIS REPORT | TO DATE | | |
| (1) | | | (2) | (3) | (4) | (5)=(2)-(4) | (6) |
| II. Support to Operations | | | | | | | |
| A.II.a Formulation, Integration of TESD Policies, Plans and Programs | | | | | | | |
| PS | 701 | Salaries and Wages- Regular Pay | | | 9,965 | | |
| | 711 | PERA | | | 572 | | |
| | 713 | Representation Allowance (RA) | | | 229 | | |
| | 714 | Transportation Allowance (TA) | | | 121 | | |
| | 715 | Clothing Allowance | | 20 | 155 | | |
| | 717 | PIB | | | 58 | | |
| | 724 | Cash Gift | | | 133 | | |
| | 725 | Christmas Bonus | | | 859 | | |
| | 732 | Pag-ibig Contributions | | 2 | 28 | | SARO-BMB-B-13-0014843 dtd. Sept. 09, 2013 (P2,412,294.00) - To cover the requirements for Retirement Gratuity and Terminal Leave Benefits of Ms. P. Catahan Sr. TESD Specialist of DOLE- TESDA (CO) |
| | 733 | PHILHEALTH Contributions | | 8 | 124 | | |
| | 734 | ECC Contributions | | 5 | 29 | | |
| | 740 | Retirement Benefits | | | 2,173 | | |
| | 742 | Terminal Leave Benefits | 2,412 | | 239 | | |
| | 749 | Other Personnel Benefits | | | 105 | | |
| | 872 | Subsidy to Regional Offices | | | - | | |
| | | Sub-Total, PS | 14,656 | 35 | 14,790 | (134) | |
| | 731 | Life and Retirement Insurance Contribution | 1,198 | 87 | 1,068 | 130 | |
| | | Total, PS | 15,854 | 122 | 15,858 | (4) | |
| MOOE | 751 | Local Travel | | 2 | 162 | | |
| | 752 | Foreign Travel | | | 36 | | |
| | 753 | Training Expenses | | (608) | 1,197 | | |
| | 754 | Scholarship Expenses | | | - | | |
| | 755 | Office Supplies Expense | | 32 | 436 | | |
| | 761 | Gasoline, Oil and Lubricants Expenses | | 8 | 128 | | |
| | 765 | Other Supplies Expenses | | | 38 | | |
| | 771 | Postage and Deliveries | | | - | | |
| | 772 | Telephone Expenses - Landline | | 14 | 71 | | |
| | 773 | Telephone Expenses - Mobile | | 9 | 46 | | |
| | 778 | Membership, Dues & Contributions to Org'n. | | | - | | |
| | 780 | Advertising Expenses | | | - | | |
| | 781 | Printing and Binding Expenses | | 451 | 451 | | |
| | 782 | Rent Expenses | | | - | | |
| | 784 | Transportation and Delivery Expenses | | 46 | 103 | | |
| | 786 | Subscription Expenses | | | 12 | | |
| | 787 | Subscription Expenses | | (1,347) | 5,369 | | |
| | 793 | Consultancy Services | | | - | | |
| | 795 | General Services | | | - | | |
| | 799 | Other Professional Services | | | 251 | | |
| | 811 | Repairs & Maint. - Office Buildings | | | - | | |
| | 822 | Repairs & Maint. - Furniture & Fixtures | | | - | | |
| | 823 | Repairs & Maint. - IT Eq't. & Software | | | - | | |
| | 829 | Repairs & Maint. - Comm'n. Eq't. | | | - | | |
| | 840 | Repairs & Maint. - Other Mach. & Eq't. | | | - | | |
| | 841 | Repairs & Maint. - Motor Vehicles | | 5 | 15 | | |
| | 884 | Miscellaneous Expenses | | 7 | 110 | | |
| | 891 | Taxes, Duties and Licenses | | | - | | |

STATEMENTS OF ALLOTMENTS, OBLIGATIONS AND BALANCES

As of December 27, FY 2013

(In Thousand Pesos)

Department : DOLE
Agency/OU : TESDA
Fund : 101

| P/P/A | ALLOT. CLASS | OBJECT CLASS OF EXPENDITURE | FY 2013 ALLOTMENT | OBLIGATIONS | | Unobligated Balance of Allotment (5)=(2)-(4) | REMARKS |
|---|--------------|--|----------------------|----------------|--------------|---|---------|
| | | | | THIS REPORT | TO DATE | | |
| (1) | | | (2) | (3) | (4) | (5) | (6) |
| | | 892 Fidelity Bond Premiums | | | - | | |
| | | 893 Insurance Expenses | | | - | | |
| | | 969 Other Maint. & Operating Expenses | | | 42 | | |
| | | 872 Subsidy to Regional Offices | | | - | | |
| | | Sub-Total | 6,721 | (1,381) | 8,467 | (1,746) | |
| A.II.b Provision of Management & Information Technology Services | | | | | | | |
| | PS | 701 Salaries and Wages- Regular Pay | | | 2,456 | | |
| | | 711 PERA | | | 146 | | |
| | | 713 Representation Allowance (RA) | | | 60 | | |
| | | 714 Transportation Allowance (TA) | | | 60 | | |
| | | 715 Clothing Allowance | | | 30 | | |
| | | 717 PIB | | | - | | |
| | | 724 Cash Gift | | | 30 | | |
| | | 725 Christmas Bonus | | | 208 | | |
| | | 732 Pag-ibig Contributions | | | 11 | | |
| | | 733 PHILHEALTH Contributions | | 2 | 31 | | |
| | | 734 ECC Contributions | | 1 | 7 | | |
| | | 742 Terminal Leave Benefits | | | - | | |
| | | 749 Other Personnel Benefits | | | 30 | | |
| | | 872 Subsidy to Regional Offices | | | - | | |
| | | Sub-Total, PS | 2,816 | 3 | 3,069 | | |
| | | 731 Life and Retirement Insurance Contribution | 273 | 26 | 272 | 1 | |
| | | Total, PS | 3,089 | 29 | 3,341 | (252) | |
| | MOOE | 751 Local Travel | | | 20 | | |
| | | 752 Foreign Travel | | | - | | |
| | | 753 Training Expenses | | | - | | |
| | | 754 Scholarship Expenses | | | - | | |
| | | 755 Office Supplies Expense | | | 24 | | |
| | | 761 Gasoline, Oil and Lubricants Expenses | | | - | | |
| | | 765 Other Supplies Expenses | | | 1 | | |
| | | 771 Postage and Deliveries | | | - | | |
| | | 772 Telephone Expenses - Landline | | | - | | |
| | | 773 Telephone Expenses - Mobile | | | 19 | | |
| | | 774 Internet Expenses | | | 686 | | |
| | | 778 Membership, Dues & Contributions to Org'n. | | | - | | |
| | | 780 Advertising Expenses | | | - | | |
| | | 781 Printing and Binding Expenses | | | - | | |
| | | 782 Rent Expenses | | | - | | |
| | | 784 Transportation and Delivery Expenses | | | - | | |
| | | 786 Subscription Expenses | | | - | | |
| | | 793 Consultancy Services | | | - | | |
| | | 795 General Services | | | - | | |
| | | 799 Other Professional Services | | | 269 | | |
| | | 811 Repairs & Maint. - Office Buildings | | | - | | |
| | | 822 Repairs & Maint. - Furniture & Fixtures | | | - | | |
| | | 823 Repairs & Maint. - IT Eq't. & Software | | | - | | |
| | | 829 Repairs & Maint. - Comm'n. Eq't. | | | - | | |
| | | 840 Repairs & Maint. - Other Mach. & Eq't. | | | - | | |

29

STATEMENTS OF ALLOTMENTS, OBLIGATIONS AND BALANCES

As of December 27, FY 2013

(In Thousand Pesos)

Department : DOLE
 Agency/OU : TESDA
 Fund : 101

| P/P/A | ALLOT. CLASS | OBJECT CLASS OF EXPENDITURE | FY 2013 ALLOTMENT | OBLIGATIONS | | Unobligated Balance of Allotment | REMARKS |
|---|--------------|-----------------------------|----------------------|----------------|---------------|--|---------|
| | | | | THIS REPORT | TO DATE | | |
| (1) | | | (2) | (3) | (4) | (5)=(2)-(4) | (6) |
| | | 841 | | | - | | |
| | | 884 | | | - | | |
| | | 891 | | | - | | |
| | | 892 | | | - | | |
| | | 893 | | | - | | |
| | | 969 | | | - | | |
| | | 872 | | | - | | |
| | | Sub-Total | 6,390 | - | 1,019 | 5,371 | |
| III. Operations | | | | | | | |
| A.III.a Skills Standards, Testing & Certification in the TESD Sector | | | | | | | |
| PS | | 701 | | | 10,160 | | |
| | | 711 | | | 599 | | |
| | | 713 | | | 336 | | |
| | | 714 | | | 228 | | |
| | | 715 | | | 120 | | |
| | | 717 | | | 46 | | |
| | | 724 | | | 125 | | |
| | | 725 | | | 843 | | |
| | | 732 | | 2 | 28 | | |
| | | 733 | | 9 | 123 | | |
| | | 734 | | 5 | 28 | | |
| | | 740 | | | - | | |
| | | 742 | | | - | | |
| | | 749 | | | 123 | | |
| | | 872 | | | - | | |
| | | Sub-Total, PS | 11,962 | 16 | 12,759 | (797) | |
| | | 731 | 1,182 | 98 | 1,059 | 123 | |
| | | Total, PS | 13,144 | 114 | 13,818 | (674) | |
| MOOE | | 751 | | 48 | 466 | | |
| | | 752 | | | 113 | | |
| | | 753 | | (593) | 1,772 | | |
| | | 754 | | | - | | |
| | | 755 | | 79 | 769 | | |
| | | 761 | | 30 | 359 | | |
| | | 765 | | 33 | 101 | | |
| | | 771 | | | - | | |
| | | 772 | | 34 | 156 | | |
| | | 773 | | 25 | 137 | | |
| | | 774 | | 35 | 194 | | |
| | | 775 | | | - | | |
| | | 778 | | | - | | |
| | | 788 | | | - | | |
| | | 780 | | | - | | |
| | | 781 | | | 99 | | |
| | | 782 | | | 33 | | |
| | | 784 | | 32 | 220 | | |
| | | 785 | | | 21 | | |
| | | 786 | | | 12 | | |

STATEMENTS OF ALLOTMENTS, OBLIGATIONS AND BALANCES

As of December 27, FY 2013

(In Thousand Pesos)

Department : DOLE
Agency/OU : TESDA
Fund : 101

| PI/PA | ALLOT. CLASS | OBJECT CLASS OF EXPENDITURE | FY 2013 ALLOTMENT | OBLIGATIONS | | Unobligated Balance of Allotment (5)=(2)-(4) | REMARKS |
|---|----------------------|--|----------------------|----------------|---------------|---|---------|
| | | | | THIS REPORT | TO DATE | | |
| | (1) | (2) | (3) | (4) | (5)=(2)-(4) | (6) | |
| | 793 | Consultancy Services | | | - | | |
| | 795 | General Services | | | - | | |
| | 799 | Other Professional Services | | (449) | 1,779 | | |
| | 811 | Repairs & Maint. - Office Buildings | | | - | | |
| | 822 | Repairs & Maint. - Furniture & Fixtures | | | - | | |
| | 823 | Repairs & Maint. - IT Eq't. & Software | | | - | | |
| | 829 | Repairs & Maint. - Comm'n. Eq't. | | | - | | |
| | 840 | Repairs & Maint. - Other Mach. & Eq't. | | | - | | |
| | 841 | Repairs & Maint. - Motor Vehicles | | | 39 | | |
| | 884 | Miscellaneous Expenses | | 18 | 216 | | |
| | 891 | Taxes, Duties and Licenses | | | - | | |
| | 892 | Fidelity Bond Premiums | | | - | | |
| | 893 | Insurance Expenses | | | - | | |
| | 969 | Other Maint. & Operating Expenses | | | 6 | | |
| | 872 | Subsidy to Regional Offices | | | 446 | | |
| | Sub-Total | | 46,259 | (708) | 6,938 | 39,321 | |
| A.III.b Promotion, Development & Implementation of Quality TESD Programs | | | | | | | |
| PS | 701 | Salaries and Wages- Regular Pay | | | 35,666 | | |
| | 711 | PERA | | | 2,191 | | |
| | 713 | Representation Allowance (RA) | | | 451 | | |
| | 714 | Transportation Allowance (TA) | | | 350 | | |
| | 715 | Clothing Allowance | | 5 | 480 | | |
| | 716 | Magna Carta of Public Health Workers per RA 7305 | | | 80 | | |
| | 717 | PIB | | | 170 | | |
| | 724 | Cash Gift | | | 464 | | |
| | 725 | Christmas Bonus | | | 2,882 | | |
| | 732 | Pag-ibig Contributions | | 8 | 109 | | |
| | 733 | PHILHEALTH Contributions | | 29 | 451 | | |
| | 734 | ECC Contributions | | 16 | 107 | | |
| | 740 | Retirement Benefits | | | - | | |
| | 742 | Terminal Leave | | | - | | |
| | 749 | Other Personnel Benefits | | | 408 | | |
| | 872 | Subsidy to Regional Offices | | | - | | |
| | Sub-Total, PS | | 44,006 | 58 | 43,809 | 197 | |
| | 731 | Life and Retirement Insurance Contribution | 4,362 | 301 | 3,789 | 573 | |
| | Total, PS | | 48,368 | 359 | 47,598 | 770 | |
| MOOE | 751 | Local Travel | | 130 | 808 | | |
| | 752 | Foreign Travel | | 1,778 | 1,779 | | |
| | 753 | Training Expenses | | | 4,956 | | |
| | 754 | Scholarship Expenses | | | - | | |
| | 755 | Office Supplies Expense | | 157 | 1,844 | | |
| | 758 | Food Supplies Expenses | | | 19 | | |
| | 760 | Medical, Dental & Lab. Supplies Exp. | | | 12 | | |
| | 761 | Gasoline, Oil and Lubricants Expenses | | 45 | 494 | | |
| | 765 | Other Supplies Expenses | | 974 | 3,666 | | |
| | 771 | Postage and Deliveries | | | - | | |
| | 772 | Telephone Expenses - Landline | | 52 | 634 | | |
| | 773 | Telephone Expenses - Mobile | | 9 | 148 | | |

STATEMENTS OF ALLOTMENTS, OBLIGATIONS AND BALANCES

As of December 27, FY 2013

(In Thousand Pesos)

Department : DOLE
Agency/OU : TESDA
Fund : 101

| PI/PA | ALLOT. CLASS | OBJECT CLASS OF EXPENDITURE | FY 2013 ALLOTMENT | OBLIGATIONS | | Unobligated Balance of Allotment | REMARKS |
|---|----------------------|--|----------------------|----------------|---------------|--|---------|
| | | | | THIS REPORT | TO DATE | | |
| | (1) | (2) | (3) | (4) | (5)=(2)-(4) | (6) | |
| | 774 | Internet Expenses | | 12 | 145 | | |
| | 775 | Cable, Satellite, Telegraph & Radio Expenses | | | - | | |
| | 778 | Membership, Dues & Contributions to Org'n. | | | 5 | | |
| | 780 | Advertising Expenses | | | 130 | | |
| | 781 | Printing and Binding Expenses | | | 243 | | |
| | 782 | Rent Expenses | | | 12 | | |
| | 784 | Transportation and Delivery Expenses | | 7 | 39 | | |
| | 786 | Subscription Expenses | | | 45 | | |
| | 793 | Consultancy Services | | 14 | 14 | | |
| | 795 | General Services | | | - | | |
| | 799 | Other Professional Services | | 486 | 2,692 | | |
| | 805 | Rep. & Maint. - Electrification, Power & Energy Structures | | | 33 | | |
| | 811 | Repairs & Maint. - Office Buildings | | 8 | 73 | | |
| | 821 | Repairs & Maint. - Office Equipment | | | 191 | | |
| | 822 | Repairs & Maint. - Furniture & Fixtures | | | - | | |
| | 823 | Repairs & Maint. - IT Eqpt. & Software | | | - | | |
| | 829 | Repairs & Maint. - Comm'n. Eqpt. | | | - | | |
| | 822 | Repairs & Maint. - Furniture and Fixtures | | | - | | |
| | 823 | Repairs & Maint. - IT Equipment & Software | | | - | | |
| | 840 | Repairs & Maint. - Other Mach. & Eqpt. | | | - | | |
| | 841 | Repairs & Maint. - Motor Vehicles | | 46 | 372 | | |
| | 854 | Repairs & Maint. - Artesian Wells, Reservoirs, Pumping Stations and Conduits | | | 23 | | |
| | 884 | Miscellaneous Expenses | | 14 | 108 | | |
| | 891 | Taxes, Duties and Licenses | | | - | | |
| | 892 | Fidelity Bond Premiums | | | - | | |
| | 893 | Insurance Expenses | | | 3 | | |
| | 969 | Other Maint. & Operating Expenses | | | 251 | | |
| | 872 | Subsidy to Regional Offices | | 281 | 1,312 | | |
| | Sub-Total | | 16,725 | 4,013 | 20,051 | (3,326) | |
| A.III.c Development, Evaluation, Monitoring and Accreditation of Formal TVET | | | | | | | |
| PS | 701 | Salaries and Wages- Regular Pay | | 3 | 11,796 | | |
| | 711 | PERA | | | 708 | | |
| | 713 | Representation Allowance (RA) | | | 120 | | |
| | 714 | Transportation Allowance (TA) | | | 120 | | |
| | 715 | Clothing Allowance | | | 155 | | |
| | 717 | PIB | | | 58 | | |
| | 724 | Cash Gift | | | 155 | | |
| | 725 | Christmas Bonus | | | 991 | | |
| | 732 | Pag-ibig Contributions | | 3 | 36 | | |
| | 733 | PHILHEALTH Contributions | | 9 | 152 | | |
| | 734 | ECC Contributions | | 5 | 35 | | |
| | 742 | Terminal Leave Benefits | | | - | | |
| | 749 | Other Personnel Benefits | | | 150 | | |
| | 872 | Subsidy to Regional Offices | | | - | | |
| | Sub-Total, PS | | 14,173 | 20 | 14,476 | (303) | |
| | 731 | Life and Retirement Insurance Contribution | 1,388 | 101 | 1,300 | 88 | |
| | Total, PS | | 15,561 | 121 | 15,776 | (215) | |

af

STATEMENTS OF ALLOTMENTS, OBLIGATIONS AND BALANCES

As of December 27, FY 2013

(In Thousand Pesos)

Department : DOLE
Agency/OU : TESDA
Fund : 101

| P/P/A | ALLOT. CLASS | OBJECT CLASS OF EXPENDITURE | FY 2013 ALLOTMENT | OBLIGATIONS | | Unobligated Balance of Allotment (5)=(2)-(4) | REMARKS |
|---|--------------|-----------------------------|--|----------------|--------------|---|---------------|
| | | | | THIS REPORT | TO DATE | | |
| (1) | | | (2) | (3) | (4) | (5)=(2)-(4) | (6) |
| | MOOE | 751 | Local Travel | | 4 | 72 | |
| | | 752 | Foreign Travel | | | - | |
| | | 753 | Training Expenses | | 2 | 386 | |
| | | 754 | Scholarship Expenses | | | - | |
| | | 755 | Office Supplies Expense | | (3) | 410 | |
| | | 761 | Gasoline, Oil and Lubricants Expenses | | 11 | 104 | |
| | | 765 | Other Supplies Expenses | | | 147 | |
| | | 771 | Postage and Deliveries | | | - | |
| | | 772 | Telephone Expenses - Landline | | 3 | 47 | |
| | | 773 | Telephone Expenses - Mobile | | 1 | 72 | |
| | | 778 | Membership, Dues & Contributions to Org'n. | | | - | |
| | | 780 | Advertising Expenses | | | - | |
| | | 781 | Printing and Binding Expenses | | | 54 | |
| | | 782 | Rent Expenses | | | - | |
| | | 784 | Transportation and Delivery Expenses | | | 18 | |
| | | 786 | Subscription Expenses | | | 6 | |
| | | 793 | Consultancy Services | | | - | |
| | | 795 | General Services | | | - | |
| | | 799 | Other Professional Services | | 8 | 159 | |
| | | 811 | Repairs & Maint. - Office Buildings | | | - | |
| | | 822 | Repairs & Maint. - Furniture & Fixtures | | | - | |
| | | 823 | Repairs & Maint. - IT Eq't. & Software | | | 169 | |
| | | 829 | Repairs & Maint. - Comm'n. Eq't. | | | - | |
| | | 840 | Repairs & Maint. - Other Mach. & Eq't. | | | - | |
| | | 841 | Repairs & Maint. - Motor Vehicles | | | 16 | |
| | | 884 | Miscellaneous Expenses | | 9 | 108 | |
| | | 891 | Taxes, Duties and Licenses | | | - | |
| | | 892 | Fidelity Bond Premiums | | | - | |
| | | 893 | Insurance Expenses | | | - | |
| | | 969 | Other Maint. & Operating Expenses | | | 546 | |
| | | 872 | Subsidy to Regional Offices | | | 4,907 | |
| | | | Sub-Total | | 35 | 7,221 | |
| | | | PESFA | | | | |
| | | 754 | Cash Advance | | 8,060 | 8,060 | |
| | | | Sub-Total | 62,872 | 8,095 | 15,281 | 47,591 |
| A.III.d Development, Evaluation, Monitoring and Accreditation of Non-Formal TVET | | | | | | | |
| | PS | 701 | Salaries and Wages- Regular Pay | | 14 | 10,422 | |
| | | 711 | PERA | | 1 | 588 | |
| | | 713 | Representation Allowance (RA) | | | 225 | |
| | | 714 | Transportation Allowance (TA) | | | 198 | |
| | | 715 | Clothing Allowance | | 25 | 165 | |
| | | 717 | PIB | | | 44 | |
| | | 724 | Cash Gift | | | 134 | |
| | | 725 | Christmas Bonus | | | 845 | |
| | | 732 | Pag-ibig Contributions | | 2 | 28 | |
| | | 733 | PHILHEALTH Contributions | | 9 | 125 | |
| | | 734 | ECC Contributions | | 5 | 29 | |
| | | 742 | Terminal Leave Benefits | | | - | |

STATEMENTS OF ALLOTMENTS, OBLIGATIONS AND BALANCES

As of December 27, FY 2013

(In Thousand Pesos)

Department : DOLE
Agency/OU : TESDA
Fund : 101

| P/PIA | ALLOT. CLASS | OBJECT CLASS OF EXPENDITURE | FY 2013 ALLOTMEN T | OBLIGATIONS | | Unobligated Balance of Allotment (5)=(2)-(4) | REMARKS |
|--|--------------|--|--------------------------|-----------------------|----------------|---|---------|
| | | | | THIS REPORT (3) | TO DATE (4) | | |
| | | (1) | (2) | (3) | (4) | (5)=(2)-(4) | (6) |
| | 749 | Other Personnel Benefits | | | 108 | | |
| | 872 | Subsidy to Regional Offices | | | - | | |
| | | Sub-Total, PS | 11,476 | 56 | 12,911 | (1,435) | |
| | 731 | Life and Retirement Insurance Contribution | 1,122 | 90 | 1,048 | 74 | |
| | | Total, PS | 12,598 | 146 | 13,959 | (1,361) | |
| MOOE | 751 | Local Travel | | 25 | 218 | | |
| | 752 | Foreign Travel | | | - | | |
| | 753 | Training Expenses | | 2 | 186 | | |
| | 754 | Scholarship Expenses | | | - | | |
| | 755 | Office Supplies Expense | | 6 | 558 | | |
| | 761 | Gasoline, Oil and Lubricants Expenses | | 5 | 76 | | |
| | 765 | Other Supplies Expenses | | 66 | 118 | | |
| | 771 | Postage and Deliveries | | | - | | |
| | 772 | Telephone Expenses - Landline | | 13 | 159 | | |
| | 773 | Telephone Expenses - Mobile | | 6 | 67 | | |
| | 775 | Cable, Satellite, Telegraph & Radio Expenses | | | 8 | | |
| | 778 | Membership, Dues & Contributions to Org'n. | | | - | | |
| | 780 | Advertising Expenses | | | - | | |
| | 781 | Printing and Binding Expenses | | | - | | |
| | 782 | Rent Expenses | | | - | | |
| | 784 | Transportation and Delivery Expenses | | 7 | 39 | | |
| | 786 | Subscription Expenses | | | 12 | | |
| | 793 | Consultancy Services | | | - | | |
| | 795 | General Services | | | - | | |
| | 799 | Other Professional Services | | 37 | 417 | | |
| | 811 | Repairs & Maint. - Office Buildings | | | - | | |
| | 822 | Repairs & Maint. - Furniture & Fixtures | | | - | | |
| | 823 | Repairs & Maint. - IT Eqpt. & Software | | | - | | |
| | 829 | Repairs & Maint. - Comm'n. Eqpt. | | | - | | |
| | 840 | Repairs & Maint. - Other Mach. & Eqpt. | | | - | | |
| | 841 | Repairs & Maint. - Motor Vehicles | | | 19 | | |
| | 884 | Miscellaneous Expenses | | 4 | 108 | | |
| | 891 | Taxes, Duties and Licenses | | | - | | |
| | 892 | Fidelity Bond Premiums | | | - | | |
| | 893 | Insurance Expenses | | | - | | |
| | 969 | Other Maint. & Operating Expenses | | | - | | |
| | 872 | Subsidy to Regional Offices | | 40 | 754 | | |
| | | Sub-Total | 10,975 | 211 | 2,739 | 8,236 | |
| A.III.e Development, Evaluation, Monitoring and Accreditation of Apprenticeship Program | | | | | | | |
| PS | 701 | Salaries and Wages- Regular Pay | | | 10,124 | | |
| | 711 | PERA | | | 601 | | |
| | 713 | Representation Allowance (RA) | | | 332 | | |
| | 714 | Transportation Allowance (TA) | | | 217 | | |
| | 715 | Clothing Allowance | | 15 | 160 | | |
| | 717 | PIB | | | 50 | | |
| | 724 | Cash Gift | | | 138 | | |
| | 725 | Christmas Bonus | | | 822 | | |
| | 732 | Pag-ibig Contributions | | 3 | 36 | | |

STATEMENTS OF ALLOTMENTS, OBLIGATIONS AND BALANCES

As of December 27, FY 2013

(In Thousand Pesos)

Department : DOLE
Agency/OU : TESDA
Fund : 101

| PI/IA | ALLOT. CLASS | OBJECT CLASS OF EXPENDITURE | FY 2013 ALLOTMENT T | OBLIGATIONS | | Unobligated Balance of Allotment (5)=(2)-(4) | REMARKS |
|---|--------------|--|---------------------------|-----------------------|----------------|---|---------|
| | | | | THIS REPORT (3) | TO DATE (4) | | |
| (1) | | | (2) | (3) | (4) | (5)=(2)-(4) | (6) |
| | | 733 PHILHEALTH Contributions | | 9 | 127 | | |
| | | 734 ECC Contributions | | 5 | 32 | | |
| | | 740 Retirement Benefits | | | - | | |
| | | 742 Terminal Leave | | | 128 | | |
| | | 749 Other Personnel Benefits | | | 117 | | |
| | | 872 Subsidy to Regional Offices | | | - | | |
| | | Sub-Total, PS | 13,064 | 32 | 12,884 | 180 | |
| | | 731 Life and Retirement Insurance Contribution | 1,275 | 93 | 1,071 | 204 | |
| | | Total, PS | 14,339 | 125 | 13,955 | 384 | |
| | MOOE | 751 Local Travel | | 27 | 248 | | |
| | | 752 Foreign Travel | | | 52 | | |
| | | 753 Training Expenses | | 34 | 649 | | |
| | | 754 Scholarship Expenses | | | - | | |
| | | 755 Office Supplies Expense | | 58 | 1,043 | | |
| | | 761 Gasoline, Oil and Lubricants Expenses | | 18 | 232 | | |
| | | 765 Other Supplies Expenses | | 1 | 1 | | |
| | | 771 Postage and Deliveries | | | - | | |
| | | 772 Telephone Expenses - Landline | | 15 | 123 | | |
| | | 773 Telephone Expenses - Mobile | | 16 | 104 | | |
| | | 774 Internet Expenses | | 1 | 6 | | |
| | | 778 Membership, Dues & Contributions to Org'n. | | | - | | |
| | | 788 Rewards and Other Claims | | | - | | |
| | | 780 Advertising Expenses | | | - | | |
| | | 781 Printing and Binding Expenses | | | 222 | | |
| | | 782 Rent Expenses | | | - | | |
| | | 784 Transportation and Delivery Expenses | | 3 | 15 | | |
| | | 786 Subscription Expenses | | | 31 | | |
| | | 793 Consultancy Services | | | - | | |
| | | 795 General Services | | | - | | |
| | | 799 Other Professional Services | | 10 | 175 | | |
| | | 811 Repairs & Maint. - Office Buildings | | | - | | |
| | | 822 Repairs & Maint. - Furniture & Fixtures | | | - | | |
| | | 823 Repairs & Maint. - IT Eq't. & Software | | | - | | |
| | | 829 Repairs & Maint. - Comm'n. Eq't. | | | - | | |
| | | 840 Repairs & Maint. - Other Mach. & Eq't. | | | - | | |
| | | 841 Repairs & Maint. - Motor Vehicles | | | 24 | | |
| | | 884 Miscellaneous Expenses | | 16 | 109 | | |
| | | 969 Other Maint. & Operating Expenses | | 1 | 1 | | |
| | | 872 Subsidy to Regional Offices | | 172 | 860 | | |
| | | Sub-Total | 8,493 | 372 | 3,895 | 4,598 | |
| B. Projects | | | | | | | |
| I. Locally- Funded Projects | | | | | | | |
| a. Training for Work Scholarship Program (TWSP) | | | | | | | |
| | MOOE | 754 Scholarship Expenses - Central Office | 277,000 | | 276,896 | 104 | |
| | | Scholarship Expenses - ARMM | 9,118 | | 9,118 | - | |
| | | Sub-Total | 286,118 | - | 286,014 | 104 | |
| b. Priority Development Assistance Fund (PDAF) | | | | | | | |

A

STATEMENTS OF ALLOTMENTS, OBLIGATIONS AND BALANCES

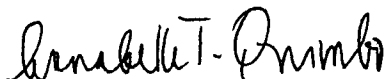
As of December 27, FY 2013

(In Thousand Pesos)


Department : DOLE
 Agency/OU : TESDA
 Fund : 101

| P/PIA | ALLOT. CLASS | OBJECT CLASS OF EXPENDITURE | FY 2013 ALLOTMENT | OBLIGATIONS | | Unobligated Balance of Allotment | REMARKS |
|-------|--------------|--|----------------------|----------------|----------------|--|---------|
| | | | | THIS REPORT | TO DATE | | |
| | | (1) | (2) | (3) | (4) | (5)=(2)-(4) | (6) |
| | 872 | TESDA NCR - Financial assistance for the implementation of specialty/training employment program (massage therapy) for 100 estimated beneficiaries in the Lone Dist. Of San Jose del Monte City per SARO-BMB-G-13-T000002580 dated May | 1,627 | | 1,627 | - | |
| | 754 | Financial assistance for the implementation of scholarship programs per SARO-BMB-G-13-T000002947 dated | 2,500 | | - | 2,500 | |
| | | Sub-Total | 4,127 | - | 1,627 | 2,500 | |
| | | SUMMARY: | | | | | |
| | | PS | 267,243 | 1,659 | 267,086 | 157 | |
| | | RLIP | 15,387 | 1,145 | 13,938 | 1,449 | |
| | | MOOE | 272,860 | 33,396 | 272,860 | - | |
| | | CO | 40,306 | - | 40,306 | - | |
| | | CO (Automatic Appro.) | 8,944 | - | 8,944 | - | |
| | | Locally-Funded - (TWSP) | 286,118 | | 286,014 | 104 | |
| | | PDAF | 4,127 | | 1,627 | 2,500 | |
| | | Total, Current Appro. | 894,985 | 36,200 | 890,775 | 4,210 | |

Prepared By:


ANNABELLE T. QUIMBO
 Chief, Budget Division, OCSA

Noted By:


PILAR G. DE LEON, CESO III
 Director IV, OCSA

STATEMENTS OF ALLOTMENTS, OBLIGATIONS AND BALANCES

As of December 27, FY 2013

(In Thousand Pesos)

CONT. APPRO

Department : DOLE

Agency/OU : TESDA

Fund : 101

| P/PIA | ALLOT. CLASS | OBJECT CLASS OF EXPENDITURE | FY 2013 ALLOTMENT | OBLIGATIONS | | Unobligated Balance | REMARKS | |
|---|--------------|--|-------------------|-------------|---------------|---------------------|---|--|
| | | | | THIS REPORT | TO DATE | | | |
| (1) | | | (2) | (3) | (4) | (5)=(2)-(4) | (6) | |
| A.I.a General Administration and Supervision | | | | | | | | |
| | | MOOE | 39,000 | | | | | |
| | 751 | Local Travel | | 200 | 308 | | | |
| | 753 | Training Expenses | | 6 | 1,883 | | | |
| | 755 | Office Supplies Expense | | 6 | 89 | | | |
| | 761 | Gasoline, Oil and Lubricants Expenses | | | 7 | | | |
| | 765 | Other Supplies Expenses | | | 8 | | | |
| | 767 | Electricity Expenses | | 221 | 221 | | SARO No. B-13-00928 dated March 25, 2013 - To cover the 3% administrative cost for the Expanded Government Internship Program (E-GIP) - Cash for Training Project (C4TP) covered by MOA with DSWD | |
| | 771 | Postage and Deliveries | | 4 | 4 | | | |
| | 772 | Telephone Expenses -Landline | | 48 | 48 | | | |
| | 773 | Telephone Expenses - Mobile | | 43 | 49 | | | |
| | 774 | Internet Expenses | | 10 | | | | |
| | 786 | Subscription Expenses | | | 310 | | | |
| | 799 | Other Professional Services | | 207 | 35,936 | | | |
| | 811 | Repair and Maintenance - Office Building | | 59 | 59 | | | |
| | 841 | Repair and Maintenance - Motor Vehicle | | 78 | 78 | | | |
| | 872 | Subsidy to Regional Offices | | | - | | | |
| Sub-Total | | | 39,000 | 882 | 39,000 | | | |
| b. Priority Development Assistance Fund (PDAF) | | | | | | | | |
| | 872 | TESDA NCR - Financial assistance for the implementation of specialty training and employment program (housekeeping) for 200 OFWs and their families per SARO-BMB-G-13-T000002630 dated June 05, 2013 | 1,000 | | 1,000 | - | | |
| | 872 | TESDA REGION V - Financial Assistance for the Training and Skills Development of the Out-of School Youth in Camarines Norte under SARO No. B-13-01189 dated August 1, 2013 | 2,001 | | 2,001 | - | | |

STATEMENTS OF ALLOTMENTS, OBLIGATIONS AND BALANCES

As of December 27, FY 2013

(In Thousand Pesos)

CONT. APPRO

Department : DOLE

Agency/OU : TESDA

Fund : 101

| PI/IA | ALLOT. CLASS | OBJECT CLASS OF EXPENDITURE | FY 2013 ALLOTMENT | OBLIGATIONS | | Unobligated Balance | REMARKS |
|-------|----------------------------|--|-------------------|-------------|---------|---------------------|---------|
| | | | | THIS REPORT | TO DATE | | |
| | (1) | | (2) | (3) | (4) | (5)=(2)-(4) | (6) |
| | 872 | TESDA R-VII - Financial assistance for the implementation of scholarship program chargeable against PDAF of Sen. Alan Peter Cayetano under SARO No. G-13-01089 dated June 17, 2013 with NCA No. 389359-5 dated June 18, 2013 | 5,000 | | 1,500 | 3,500 | |
| | Sub-Total | | 8,001 | - | 4,501 | 3,500 | |
| | Total, Cont. Appro. | | 39,000 | 882 | 39,000 | - | |
| | GRAND TOTAL | | 47,001 | 882 | 43,501 | 3,500 | - |

Prepared By:

Noted By:



ANNABELLE T. QUIMBO

Chief, Budget Division, OCSA



PILAR G. DE LEON, CESO III

Director IV, OCSA