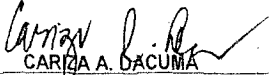



**REPORT OF INCOME**  
For the period January to March 2014  
(In Pesos)

Department : DEPARTMENT OF LABOR AND EMPLOYMENT  
Agency/Office: Technical Education and Skills Development Authority  
Fund Title: Regular Fund 101

CLASSIFICATION/ SOURCES OF INCOME  (1)	ACTUAL INCOME COLLECTIONS FOR THE QUARTER				CUMULATIVE INCOME COLLECTIONS TO DATE  (6)	CUMULATIVE INCOME DEPOSITED WITH BTR  (7)	REMARKS
	January  (2)	February  (3)	March  (4)	TOTAL			
Income from Dormitory Operations		3,400.00	1,200.00	4,600.00	4,600.00	4,600.00	TESDA Development Fund & Bid Docs
Miscellaneous Income	298,584.58	330,068.42	282,089.76	910,742.76	910,742.76	12,670.64	
<b>TOTAL</b>	298,584.58	333,468.42	283,289.76	915,342.76	915,342.76	17,270.64	

<p>Certified Correct:</p> <p style="text-align: center;"> <u>CARIGA A. DACUMA</u> Chief Accountant <i>bei</i></p> <p>Date _____</p>	<p>Submitted by:</p> <p style="text-align: center;"> <u>PILAR G. DE LEON</u> Director IV, Chief of Services for Administration</p> <p>Date _____</p>
--	---

**Breakdown of Miscellaneous Income Account remitted to BTr:**

Payment for personal calls made	1,344.88
Reproduction	4,464.00
Electric Consumption	6,861.76
	<b>12,670.64</b>

## REPORT OF INCOME

For the period January to March 2014

(In Pesos)


Department: DEPARTMENT OF LABOR AND EMPLOYMENT

Agency/Office: Technical Education and Skills Development Authority

**Fund 161 (Sariling Sikap Program)**

CLASSIFICATION/SOURCES OF INCOME  (1)	ACTUAL INCOME COLLECTIONS FOR THE QUARTER				CUMULATIVE INCOME COLLECTIONS TO DATE  (6)	CUMULATIVE INCOME DEPOSITED with BTR  (7)	REMARKS
	January	February	March	TOTAL			
	(2)	(3)	(4)	(5)			
*Processing Fees: (621)	805,400.00	928,150.00	995,650.00	2,729,200.00	2,729,200.00		
*Income from Dormitory: (635)	1,121,237.44	805,382.50	1,987,921.95	3,914,541.89	3,914,541.89		
*Income from Canteen Operation: (632)	2,792,353.58	552,021.00	602,443.15	3,946,817.73	3,946,817.73		
*Rent Income: (642)	8,600.00	15,700.00	10,000.00	34,300.00	34,300.00		
*Miscellaneous Income: (678)	1,026,599.00	788,281.78	308,813.25	2,123,694.03	2,123,694.03		
<b>TOTAL</b>	<b>5,754,190.02</b>	<b>3,089,535.28</b>	<b>3,904,828.35</b>	<b>12,748,553.65</b>	<b>12,748,553.65</b>		

Certified Correct:

  
CARIZA A. DACUMA  
 Chief Accountant

Date:

Submitted by:

  
PILAR G. DE LEON

Director IV

Chief of Services for Administration

Date: