

**MONTHLY REPORT OF DISBURSEMENTS**

For the Month of November 2013



Technical Education and Skills Development Authority  
Fund Code : 101

Land Bank of the Philippines  
MDS Sub-Acct.# 2281- 9000-59

PARTICULARS (1)	CURRENT YEAR BUDGET					PRIOR YEARS' BUDGET					PRIOR YEARS' OBLIGATIONS				TRUST LIABILITIES					OTHERS (6)	TOTAL					RE MA RK S (8)
	PS	MOOE	CO	OTHER	TOTAL	PS	MOOE	CO	OTHER	TOTAL	PS	MOOE	CO	TOTAL	PS	MOOE	CO	OTHER	TOTAL		PS	MOOE	CO	OTHER	TOTAL	
	(2)					(3)					(4)				(5)						(7)					
<b>Notes of Cash Allocation</b>	19,722,000.00	70,539,000.00	-	-	90,261,000.00	-	-	-	-	-	-	-	-	-	-	-	-	-	-	-	19,722,000.00	70,539,000.00	-	-	90,261,000.00	
MDS Checks Issued	21,890,939.29	44,876,157.89	-	-	66,567,097.18	-	-	-	-	-	-	-	-	-	-	-	-	-	-	-	21,890,939.29	44,876,157.89	-	-	66,567,097.18	
Advice to Debit Account	1,586,172.24	20,101,723.03	-	-	21,687,895.27	-	-	-	-	-	-	-	-	-	-	-	-	-	-	-	1,586,172.24	20,101,723.03	-	-	21,687,895.27	
<b>Tax Remittance Advices Issued</b>	1,763,357.27	745,935.73	-	-	2,509,293.00	-	-	-	-	-	-	-	-	-	-	-	-	-	-	-	1,763,357.27	745,935.73	-	-	2,509,293.00	
<b>Cash Disbursement Ceiling</b>																										
<b>Non-Cash Availment Authority</b>																										
<b>BALANCE</b>	(3,755,111.53)	5,781,119.08	-	-	2,006,007.55	-	-	-	-	-	-	-	-	-	-	-	-	-	-	-	(3,755,111.53)	5,781,119.08	-	-	2,006,007.55	

Certified Correct:

*Cariza A. Dacuma*  
CARIZA A. DACUMA  
Chief, Accounting Division

Noted by:

*Pilar G. de Leon*  
PILAR G. DE LEON  
Director, OCSA


File Copy

Technical Education and Skills Development Authority  
**Tax Remittance Advice Issued**  
for the month of November 2013

Department/Agency : Accounting Division  
Agency : TESDA  
Fund : 101

Particulars	CURRENT YEARS				PRIOR YEARS				TOTAL			
	PS	MOOE	CO	Total	PS	MOOE	CO	Total	PS	MOOE	CO	Total
Tax Remittance Advices Issued	1,763,357.27	745,935.73		2,509,293.00				-	1,763,357.27	745,935.73	-	2,509,293.00
<b>Total</b>	<b>1,763,357.27</b>	<b>745,935.73</b>	<b>-</b>	<b>2,509,293.00</b>		<b>-</b>	<b>-</b>	<b>-</b>	<b>1,763,357.27</b>	<b>745,935.73</b>	<b>-</b>	<b>2,509,293.00</b>

Certified Correct by:

  
CARIZA A. DACUMA  
Chief Accountant  
Accounting Division  
Taxpayer/Authorized representative

File Copy




Technical Education and Skills Development Authority - Central Office  
East Service Road South Superhighway, Taguig City

### Summary of Notice of Cash Allocation for the month of November 2013

MONTH	DATE OF NCA	NCA NO.	MDS SUB-ACCOUNT NO.	PURPOSE	AMOUNT	JEV NO.
November	July 1, 2013	B-13-0010240	2281-900005-9	To cover operating requirements for the second Semester of FY2013.	90,261,000.00	
<i>Total of November</i>					<i>90,261,000.00</i>	

Certified Correct:

  
CARIZA A. PACUMA  
Chief Accountant - AD/OCSA  
*Sci*

**MONTHLY REPORT OF DISBURSEMENTS**

For the Month of November 2013



Technical Education and Skills Development Authority  
Fund Code : 101

Land Bank of the Philippines  
MDS Sub-Acct.# 2281-9000-59

PARTICULARS (1)	CURRENT YEAR BUDGET					PRIOR YEARS' BUDGET					PRIOR YEARS' OBLIGATIONS					TRUST LIABILITIES					OTHERS (6)	TOTAL					RE MA RK S (8)
	PS	MOOE	CO	OTHER	TOTAL	PS	MOOE	CO	OTHER	TOTAL	PS	MOOE	CO	TOTAL	PS	MOOE	CO	OTHER	TOTAL	PS		MOOE	CO	OTHER	TOTAL		
	(2)					(3)					(4)					(5)						(7)					
Notice of Cash Allocation	19,722,000.00	70,539,000.00	-	-	90,261,000.00	-	-	-	-	-	-	-	-	-	-	-	-	-	-	-	19,722,000.00	70,539,000.00	-	-	90,261,000.00		
MDS Checks Issued	21,890,939.29	44,676,157.89	-	-	66,567,097.18	-	-	-	-	-	-	-	-	-	-	-	-	-	-	-	21,890,939.29	44,676,157.89	-	-	66,567,097.18		
Advice to Debit Account	1,586,172.24	20,101,723.03	-	-	21,687,895.27	-	-	-	-	-	-	-	-	-	-	-	-	-	-	-	1,586,172.24	20,101,723.03	-	-	21,687,895.27		
Tax Remittance Advices Issued	1,763,357.27	745,935.73	-	-	2,509,293.00	-	-	-	-	-	-	-	-	-	-	-	-	-	-	-	1,763,357.27	745,935.73	-	-	2,509,293.00		
Cash Disbursement Ceiling																											
Non-Cash Availment Authority																											
<b>BALANCE</b>	(3,755,111.53)	5,761,119.08	-	-	2,006,007.55	-	-	-	-	-	-	-	-	-	-	-	-	-	-	-	(3,755,111.53)	5,761,119.08	-	-	2,006,007.55		

Certified Correct:

*[Signature]*  
CARIZA A. DACUMA  
Chief, Accounting Division

Noted by:

*[Signature]*  
PILAR G. DE LEON  
Director, OCSA

Number	Date	OBR No.	prior year		
			PS	MOOE	CO
192357	4-Nov	101-200-13-10-3691	6,689.13		
192358		101-200-13-10-3690	10,000.00		
192359		101-200-13-10-3626		2,867.60	
192360		101-200-13-10-3645		6,000.00	
192361		101-200-13-10-3648		1,305.00	
192362		101-200-13-10-3679		8,700.00	
192363		101-200-13-10-3680		2,610.00	
192364		101-200-13-10-3726		10,117.00	
192365		101-200-13-10-3704		3,160.00	
192366		101-200-13-10-3676		1,627.00	
192367		101-200-13-10-3716		16,570.50	
192368		101-200-13-10-3678		463.78	
192369		101-200-13-10-3601		12,000.00	
192370		101-200-13-10-3722		7,500.00	
192371		101-200-13-10-3721		7,500.00	
192372	5-Nov	101-100-13-10-3610	5,703.02		
192373			6,800.00		
192374		101-100-13-10-3385	6,819.75		
192375		101-100-13-10-3385	1,638.92		
192376		101-100-13-10-3385	64,441.73		
192377		101-100-13-10-3385	253,025.50		
192378		101-100-13-10-3385	64,738.51		
192379		101-100-13-10-3385	79,350.00		
192380		101-100-13-10-3385	193,718.87		
192381		101-100-13-10-3641	32,400.00		
192382		101-100-13-10-3385	49,182.48		
192383		101-100-13-10-3640	105,582.89		
192384		101-100-13-10-3385	105,582.89		
192385		101-200-13-01-0011		828,539.55	
192386	5-Nov	101-200-13-10-3760		6,960.00	
192387		101-200-13-10-3760		13,920.00	
192388		101-200-13-10-3760		8,700.00	
192389		101-200-13-10-3760		10,440.00	
192390		101-200-13-10-3760		4,000.00	
192391		101-200-13-10-3760		8,000.00	
192392		101-200-13-10-3760		5,000.00	
192393		101-200-13-10-3760		6,000.00	
192394				1,622.79	
192395				5,819.30	
192396		101-200-13-10-3654		394,299.51	
192397		101-200-13-10-3656		311,188.47	
192398		101-200-13-10-3655		383,495.87	
192399		101-200-13-10-3657		459,700.63	
192400		101-200-13-10-3653		104,724.73	
192401		101-200-13-09-3213		278,250.00	
192402		101-200-13-10-3450		101,233.78	
192403		101-200-13-11-3802		6,600.00	
192404		101-200-13-11-3803		6,050.00	
192405		101-200-13-11-3804		7,395.00	
192406		101-200-13-10-3753		188,915.79	
192407		101-200-13-10-3757		1,149.00	
192408		101-200-13-10-3764		1,098.00	
192409		101-200-13-10-3410		12,187.50	
192410		101-200-13-10-3503		5,129.65	
192411		101-200-1310-3464		12,600.00	
192412		101-200-13-10-3374		30,881.25	
192413		101-200-13-10-3565		32,822.15	
192414		101-200-13-10-3400		28,027.54	
192415		101-20013-08-2678		145,814.35	
192416	6-Nov	101-200-13-10-3480		177,218.74	
192417		101-200-13-09-3250		112,180.18	
192418		101-200-13-07-2395		23,831.07	
192419		101-200-13-10-3461		65,098.20	
192420		101-200-13-10-3479		231,378.13	
192421		101-200-13-08-2612		117,807.65	
192422		101-200-13-09-3153		25,931.20	

Check		Obj. No.	Current Year			Prior Year		
Number	Date		PS	MOOE	CO	PS	MOOE	CO
192423		101-200-13-01-0011		828,539.53				
192424		101-200-13-10-3754		73,049.24				
192425		101-200-13-10-3707		2,650.00				
192426		101-200-13-10-3746		1,800.00				
192427		101-200-13-10-3670		2,250.00				
192428		101-200-13-10-3630		7,000.00				
192429		101-200-13-10-3629		5,500.00				
192430		101-200-13-10-3631		12,000.00				
192431		101-200-13-10-3632		7,000.00				
192432		101-200-13-10-3527		90,225.00				
192433		101-200-13-10-3432		26,120.00				
192434		101-200-13-03-0003*		27,000.00				
192435		101-200-13-03-0003*		33,000.00				
192436		101-200-13-03-0003*		34,500.00				
192437		101-200-13-10-3724		18,550.00				
192438		101-200-13-08-2557		4,112.50				
192439		101-200-13-10-3494		1,512.50				
192440		101-200-13-10-3699		3,700.00				
192441		101-200-13-10-3700		4,500.00				
192442		101-200-13-10-3698		3,900.00				
192443		101-200-13-10-3697		4,875.00				
192444		101-200-13-10-3706		1,650.00				
192445		101-200-13-11-3849		3,428.45				
192446		101-100-13-10-3732	1,146,375.00					
192447		101-200-13-11-3853		526,260.64				
192448		101-200-13-11-3806		4,000.00				
192449		101-200-13-11-3776		9,166.00				
192450		101-200-13-11-3797		20,333.34				
192451		101-200-13-10-3755		3,024.91				
192452		101-200-13-10-3743		1,049.99				
192453		101-200-13-10-3762		2,442.27				
192454		101-200-13-03-0602		540.00				
192455		101-200-13-03-0602		1,700.00				
192456		101-200-13-10-3763		14,258.00				
192457		101-200-13-10-3711		12,500.00				
192458		101-200-13-10-3396		5,158.04				
192459		101-200-13-01-0001		1,445.94				
192460		101-100-13-11-3812	9,496.28					
192461		101-200-13-11-3833		7,530.52				
192462		101-100-13-10-3759	5,331.15					
192463	7-Nov	101-200-13-02-0444		1,608.12				
192464		101-200-13-11-3831		1,835.00				
192465		101-200-13-10-3723		948.00				
192466		101-200-13-11-3781		3,000.00				
192467		101-200-13-09-3067		19,950.24				
192468		101-200-13-07-2134		134,156.25				
192469		101-200-13-04-0863		91,406.25				
192470		101-200-13-10-3749		508.00				
192471		101-200-13-11-3830		18,000.00				
192472		101-200-13-11-3813		137,156.25				
192473		101-200-13-08-2740		40,412.50				
192474		101-200-13-09-3315		60,571.43				
192475		101-200-13-10-3532		3,013.43				
192476		101-200-13-10-3478		103,997.35				
192477		101-200-13-10-3568		48,084.38				
192478		101-200-13-11-3818		2,413.00				
192479		101-200-13-11-3825		1,480.00				
192480		101-200-13-02-0504		14,700.00				
192481		101-200-13-10-3666		2,750.00				
192482		101-200-13-03-0003*		28,500.00				
192483		101-200-13-03-0003*		30,000.00				
192484		101-200-13-03-0003*		22,500.00				
192485		101-200-13-03-0602		1,125.00				
192486		101-200-13-10-3696		12,800.00				
192487		101-200-13-10-3713		3,000.00				
192488		101-200-13-10-3745		1,500.00				
192489		101-200-13-11-3799		2,589.00				
192490		101-200-13-11-3800		1,675.00				
192491		101-200-13-11-3780		2,956.00				
192492		101-200-13-11-3801		6,987.33				
192493		101-200-13-11-3869		30,977.67				
192494	11-Nov	101-200-13-11-3798		1,873.12				
192495		101-200-13-11-3844		873.28				
192496		101-200-13-10-3705		836,875.00				

Check		Coun. No.	Current Year			Prior Year		
Number	Date		PS	MOOE	CO	PS	MOOE	CO
192497		101-200-13-11-3832		4,000.00				
192498		101-200-13-08-2671		46,554.82				
192499								
192500		101-200-13-09-2922		23,944.65				
196501		101-200-13-11-3858		13,619.41				
196502		101-200-13-11-3859		2,430.00				
196503		101-200-13-11-3867		23,002.43				
196504		101-200-13-11-3840		10,770.77				
196505		101-200-13-11-3805		4,246.98				
196506		101-200-13-10-3725		1,870.45				
196507		101-200-13-10-3715		6,980.59				
196508		101-200-13-10-3692		4,561.23				
196509		101-200-13-10-3674		9,314.40				
196510		101-200-13-10-3665		14,381.75				
196511		101-200-13-10-3675		6,079.16				
196512		101-200-13-10-3667		9,098.56				
196513		101-200-13-10-3671		3,217.40				
196514		101-200-13-10-3682		2,073.31				
196515		101-200-13-10-3693		1,322.02				
196516		101-200-13-10-3747		2,560.73				
196517		101-200-13-10-3717		1,584.52				
196518		101-200-13-10-3766		2,991.27				
196519		101-200-13-10-3768		6,561.03				
196520		101-200-13-10-3767		7,486.56				
196521		101-200-13-10-3765		1,331.69				
196522		101-200-13-02-0444		1,322.02				
196523		101-200-13-11-3879		9,167.00				
196524		101-100-13-11-3903	5,970,531.34					
196525		101-200-13-11-3883		7,919.13				
196526		101-100-13-11-3862	1,147,536.96					
196527		101-200-13-10-3385		1,944,890.43				
196528		101-100-13-11-3863	32,471.63					
196529		101-200-13-11-3868		22,862.87				
196530	12-Nov	101-200-13-11-3882		2,237.13				
196531		101-200-13-10-3720		288,750.00				
196532		101-200-13-10-3719		288,750.00				
196533		101-200-13-11-3856		9,856.00				
196534		101-200-13-11-3855		9,856.00				
196535		101-200-13-09-3324		16,060.89				
196536		101-200-13-10-3460		106,179.82				
196537		101-200-13-10-3537		33,560.35				
196538		101-200-13-09-3312		50,908.39				
196539		101-200-13-11-3808		30,661.25				
196540		101-200-13-10-3395		26,253.93				
196541		101-200-13-11-3865		3,361.00				
196542		101-200-13-10-3742		10,410.72				
196543								
196544		101-200-13-11-3770		48,741.40				
196545		101-200-13-11-3886		840.00				
196546		101-200-13-08-2641		62,275.00				
196547		101-200-13-10-3734		8,100.00				
196548		101-200-13-11-3807		1,050.00				
196549		101-200-13-11-3772		600.00				
196550		101-200-13-11-3828		5,987.50				
196551		101-200-13-11-3852		21,600.00				
196552		101-200-13-11-3860		940.00				
196553		101-200-13-10-3684		4,725.00				
196554		101-200-13-10-3756		12,375.00				
196555		101-200-13-11-3811		4,950.00				
196556		101-200-13-10-3710		12,500.00				
196557		101-200-13-10-3496		200.00				
196558		101-200-13-11-3769		2,775.00				
196559		101-200-13-10-3348		6,500.00				
196560		101-200-13-11-3809		1,400.00				
196561		101-200-13-11-3777		5,600.00				
196562		101-200-13-10-3419		14,024.18				
196563		101-200-13-11-3884		99,468.84				
196564		101-200-13-10-3353		11,669.00				
196565		101-200-13-11-3880		936.56				
196566		101-200-13-11-3881		936.56				
196567		101-200-13-11-3887		259,167.64				
196568		101-200-13-11-3905		5,344.00				
196569		101-200-13-11-3912		11,075.00				
196570		101-200-13-06-1949		9,664.93				

Check		Ord. No.	Current Year			Prior Year		
Number	Date		PS	MOOE	CO	PS	MOOE	CO
196571		101-200-13-11-3778		6,387.19				
196572		101-200-13-10-3686		11,000.00				
196573		101-200-13-10-3752		6,450.00				
196574		101-200-13-10-3751		5,300.00				
196575		101-200-13-10-3687		10,000.00				
196576				5,038.00				
196577		101-200-13-11-3885		2,735.00				
196578		101-200-13-07-2134		3,450.00				
196579		101-200-13-11-3913		184,272.70				
196580		101-200-13-10-3561		21,093.75				
196581		101-200-13-06-2028		8,487.57				
196582		101-100-13-10-3732	1,147,585.00					
196583	13-Nov	101-200-13-11-3878		4,750.06				
196584		101-200-13-11-3874		13,174.88				
196585		101-200-13-11-3919		9,100.00				
196586		101-200-13-11-3918		9,166.67				
196587		101-200-13-11-3923		1,500.00				
196588		101-200-13-11-3915		689.00				
196589		101-200-13-11-3917		41,760.00				
196590		101-200-13-11-3916		27,144.00				
196591		101-200-13-11-3924		5,084.79				
196592		101-200-13-11-3909		2,327.95				
196593		101-100-13-11-3950	4,318,028.90					
196594		101-200-13-11-3932		9,681.76				
196595		101-200-13-08-2758		1,787.00				
196596		101-200-13-11-3870		10,375.00				
196597		101-200-13-11-3827		8,910.00				
196598		101-200-13-11-3854		5,600.00				
196599	14-Nov	101-200-13-11-3934		2,710.25				
196600		101-200-13-11-3937		3,397.00				
196601		101-200-13-11-3945		8,844.16				
196602		101-200-13-11-3948		8,979.36				
196603		101-200-13-11-3951		895.00				
196604		101-200-13-11-3931		1,200.00				
196605		101-200-13-11-3926		2,168.40				
196606		101-200-13-11-3925		1,931.00				
196607		101-200-13-11-3953		9,166.67				
196608		101-200-13-11-3956		9,281.76				
196609		101-200-13-11-3965		14,616.00				
196610		101-200-13-11-3963		25,578.00				
196611		101-200-13-11-3964		1,415.00				
196612	15-Nov			9,500.00				
196613		101-200-13-02-0444		1,322.02				
196614		101-200-13-01-0001		1,810.58				
196615		101-200-13-01-0001		1,373.29				
196616		101-200-13-01-0001		913.10				
196617		101-200-13-01-0001		1,905.65				
196618		101-200-13-01-0001		1,243.62				
196619		101-200-13-01-0001		1,275.81				
196620		101-200-13-01-0001		1,381.09				
196621		101-200-13-01-0001		3,018.14				
196622		101-200-13-01-0001		5,724.77				
196623		101-200-13-01-0001		19,178.43				
196624		101-200-13-11-3837		25,326.43				
196625		101-200-13-11-3838		7,391.61				
196626		101-200-13-10-3758		154,687.50				
196627		101-200-13-11-3942		5,350.00				
196628		101-200-13-11-3941		3,300.00				
196629		101-200-13-11-3975		15,510.00				
196630		101-200-13-11-3958		563.20				
196631		101-200-13-09-3145		44,625.00				
196632		101-200-13-10-3739		1,400.72				
196633		101-200-13-01-0001		2,456.54				
196634		101-200-13-11-3989		4,762.11				
196635		101-200-13-11-3988		9,305.42				
196636		101-200-13-10-3570		3,738.39				
196637		101-100-13-11-3732	306,567.47					
196638		101-200-13-11-3972		1,280.00				
196639		101-200-13-11-3978		11,806.51				
196640		101-100-13-11-3979	8,865.87					
196641		101-100-13-11-3872	532,154.42					
196642		101-200-13-11-3960		4,276.70				
196643		101-200-13-01-0001		2,033.87				
196644		101-200-13-11-3954		6,875.00				



Check		Obj No.	Current Year			Prior Year		
Number	Date		PS	MOOE	CO	PS	MOOE	CO
196645		101-200-13-01-0011		828,539.55				
196646		101-200-13-11-3773		117,187.50				
196647		101-200-13-10-3649		16,453.13				
196648		101-200-13-01-0068		1,260.00				
196649		101-200-13-02-0444		1,000.00				
196650	18-Nov	101-100-13-10-3732	1,147,585.00					
196651			1,151,253.50					
196652		101-200-13-10-3508		800.00				
196653				2,250.00				
196654		101-200-13-11-3940		16,360.00				
196655		101-200-13-11-3939		16,700.00				
196656		101-200-13-01-0001		2,473.60				
196657		101-200-13-01-0001		2,722.23				
196658		101-200-13-01-0001		4,494.30				
196659				14,770.00				
196660				3,740.00				
196661				115,500.00				
196662				1,125.00				
196663				3,840.00				
196664	19-Nov	101-200-13-11-0098		8,390,500.00				
196665		101-200-13-11-3983		110,515.10				
196666		101-200-13-11-0099*		727,500.00				
196667				830.00				
196668		101-200-13-11-3944		4,070.00				
196669		101-200-13-11-3936		3,800.00				
196670		101-200-13-11-3935		3,000.00				
196671				1,473.96				
196672		101-200-13-07-2134		2,862.20				
196673				3,741.20				
196674		101-200-13-11-3994		5,111.81				
196675		101-200-13-11-3993		9,721.97				
196676		101-200-13-01-0001		1,208.52				
196677		101-200-13-11-4039		17,340.00				
196678		101-200-13-01-0154		4,350.00				
196679		101-200-13-01-0154		1,740.00				
196680		101-200-13-01-0154		4,350.00				
196681		101-200-13-01-0154		1,740.00				
196682				1,500.00				
196683		101-200-13-01-0001		3,096.14				
196684		101-200-13-11-3771		1,608.93				
196685		101-200-13-10-3714		2,538.32				
196686		101-200-13-11-3871		9,833.39				
196687				60,000.00				
196688				11,055.00				
196689				4,675.75				
196690				1,500.00				
196691	20-Nov			5,200.00				
196692		101-200-13-11-3938		11,275.00				
196693				3,600.00				
196694				7,725.00				
196695				1,000.00				
196696		101-200-13-11-3997		400.00				
196697		101-200-13-11-4000		3,060.00				
196698		101-200-13-11-3998		2,450.00				
196699		101-200-13-11-3816		116,100.00				
196700				33,000.00				
196701				92,910.00				
196702		101-200-13-11-3928		9,700.89				
196703				2,997.00				
196704		101-200-13-11-3864		1,554.04				
196705				8,000.00				
196706				187,622.36				
196707				1,609.71				
196708				598.00				
196709		101-200-13-11-4024		23,559.40				
196710		101-200-13-11-4004		2,400.00				
196711		101-200-13-11-3999		993.40				
196712				25,391.50				
196713				3,000.00				
196714		101-200-13-11-4025		11,215.00				
196715				1,311.05				
196716		101-200-13-11-4043		4,000.00				
196717		101-200-13-01-0001		4,222.29				
196718		101-200-13-11-4038		1,200.00				

Check		Ord. No.	Current Year			Prior Year		
Number	Date		PS	MOOE	CO	PS	MOOE	CO
196719		101-200-13-08-2758		2,400.00				
196720		101-200-13-01-0010		706,482.19				
196721		101-200-13-01-0001		71,169.51				
196722	21-Nov			547,177.53				
196723				1,500.00				
196724				2,728.89				
196725				2,000.00				
196726		101-200-13-10-3728		1,930.72				
196727		101-200-13-11-3943		8,137.50				
196728		101-200-13-11-4029		15,050.00				
196729		101-200-13-11-4037		4,950.00				
196730		101-200-13-11-4023		5,225.00				
196731				356,051.92				
196732	22-Nov	101-100-13-11-3991	1,068,000.00					
196733			3,950.25					
196734			10,282.00					
196735			936.98					
196736			10,224.21					
196737			3,750.00					
196738			3,603.83					
196739			1,860.00					
196740			13,120.00					
196741			2,640.00					
196742			1,124.74					
196743			1,597.99					
196744		101-200-13-11-3888		4,935.63				
196745		101-200-13-11-3826		20,348.22				
196746		101-200-13-01-0001		594.75				
196747		101-200-13-01-0001		3,395.46				
196748				1,143.56				
196749				1,506.97				
196750				14,386.51				
196751		101-200-13-10-3730		17,035.72				
196752		101-200-13-11-3857		1,041.07				
196753				98,800.00				
196754		101-200-13-02-0444		1,726.20				
196755		101-200-13-01-0001		5,146.10				
196756		101-200-13-01-0010		706,534.31				
196757				78,000.00				
196758				999.00				
196759				1,217.11				
196760		101-200-13-11-4028		1,200.00				
196761		101-200-13-11-3957		12,350.00				
196762		101-200-13-11-3817		13,650.00				
196763		101-200-13-11-4051		1,750.00				
196764		101-200-13-11-4068		1,880.00				
196765		101-200-13-11-4050		940.00				
196766		101-200-13-11-4085		60,500.00				
196767		101-200-13-11-4040		2,100.00				
196768				7,200.00				
196769		101-200-13-11-4074		10,957.50				
196770		101-200-13-10-3588		13,060.72				
196771		101-200-13-11-4084		16,862.50				
196772				7,950.00				
196773		101-200-13-09-3320		41,849.18				
196774		101-200-13-10-3451		141,528.93				
196775		101-200-13-11-3841		70,649.00				
196776	25-Nov	101-200-13-11-4010		462.00				
196777				139.00				
196778	25-Nov	101-200-13-07-2134		800.00				
196779	25-Nov	101-200-13-11-4072		14,273.44				
196780				1,847.97				
196781				1,500.00				
196782				1,722.70				
196783				2,000.00				
196784				13,240.00				
196785				132,000.00				
196786				101,755.00				
196787		101-200-13-11-3779		31,200.00				
196788				6,200.00				
196789				5,130.00				
196790				700.00				
196791	26-Nov	101-200-13-11-4122		3,240.00				
196792		101-200-13-11-4112		2,780.00				

Check		Ork No.	Current Year			Prior Year		
Number	Date		PS	MOOE	CO	PS	MOOE	CO
196793				98,380.30				
196794				537,723.00				
196795				2,740,000.00				
196796				999.00				
196797				1,500.00				
196798				1,312.95				
196799				999.00				
196800				1,399.00				
196801		101-200-13-11-4109		1,355.00				
196802		101-200-13-11-4094		5,635.00				
196803				9,165.25				
196804				7,500.00				
196805				88,238.91				
196806				100,975.00				
196807				4,000.00				
196808				-				
196809				6,375.00				
196810				6,200.00				
196811		101-100-13-11-4102	32,600.00					
196812		101-100-13-11-3732	49,382.48					
196813		101-100-13-11-3732	43,828.98					
196814		101-100-13-11-3732	198,320.71					
196815			155,410.68					
196816			55,500.07					
196817			5,830.00					
196818			-					
196819			239,615.00					
196820			79,750.00					
196821			89,951.03					
196822			91,155.62					
196823			106,057.89					
196824			106,057.89					
196825		101-100-13-11-3732	21,232.21					
196826			6,480.09					
196827		101-200-13-11-4133		318,375.00				
196828				1,500.00				
196829				1,097.99				
196830		101-200-13-11-3822		5,451.43				
196831		101-200-13-11-3821		6,155.57				
196832				996.00				
196833		101-200-13-11-3823		107,235.09				
196834		101-200-13-11-3891		2,089.72				
196835		101-200-13-11-3774		7,098.22				
196836		101-200-13-11-3893		2,694.48				
196837		101-200-13-11-3895		18,739.28				
196838		101-200-13-11-4138		184.00				
196839				4,080.00				
196840				7,050.00				
196841				120,000.00				
196842				4,000.00				
196843		101-100-13-11-4155	1,567,000.00					
196844			3,596.43					
196845	27-Nov		8,624.00					
196846		NO OBR?		1,994,000.00				
196847		101-200-13-11-4181		1,733.54				
196848	28-Nov	101-200-13-06-1885		43,253.79				
196849		101-200-13-06-1885		43,253.79				
196850		101-200-13-06-1885		43,253.79				
196851				999.00				
196852				999.00				
196853				4,750.00				
196854		101-200-13-11-4140		435,523.91				
196855		101-200-13-11-4141		98,799.55				
196856		101-200-13-11-4142		506,985.88				
196857		101-200-13-11-4139		454,463.72				
196858		101-200-13-11-4143		350,237.69				
196859		101-200-13-01-0011		828,539.55				
196860		101-200-13-10-3709		62,933.72				
196861				3,000.00				
196862				8,536.50				
196863				9,618.00				
196864		101-200-13-07-2134		2,077.00				
196865				2,330.42				
196866				1,151.99				

Check		Check No.	Current Year			Prior Year		
Number	Date		PS	MOOE	CO	PS	MOOE	CO
196867		101-200-13-11-4049		77,343.75				
196868		101-200-13-11-3907		249,232.50				
196869		101-200-13-11-4045		21,266.24				
196870		101-200-13-11-3861		86,001.96				
196871		101-200-13-11-4057		30,285.72				
196872		101-200-13-11-4059		63,436.18				
196873		101-200-13-11-3899		21,701.61				
196874		101-200-13-07-2141		2,224.11				
196875		101-200-13-11-4079		29,670.54				
196876		101-200-13-11-3961		6,378.93				
196877		101-200-13-11-4001		3,511.24				
196878		101-200-13-11-3902		70,312.50				
196879		101-200-13-11-3920		29,583.46				
196880		101-200-13-10-3587		323,437.50				
196881				17,550.00				
196882				2,659,039.00				
196883		101-200-13-11-3897		24,512.50				
196884		101-200-13-11-3834		12,450.26				
196885		101-200-13-11-3866		40,923.57				
196886		101-200-13-10-3694		147,500.89				
196887		101-200-13-11-4062		24,637.50				
196888		101-200-13-11-3898		12,656.25				
196889		101-200-13-10-3397		105,468.75				
196890		101-200-13-11-4036		237,304.69				
196891		101-200-13-11-3843		25,781.25				
196892		101-200-13-11-3930		35,254.46				
196893		101-200-13-11-3933		10,552.68				
196894		101-200-13-11-3824		51,769.65				
196895		101-200-13-11-3894		105,670.65				
196896		101-200-13-11-3896		164,991.27				
196897		101-200-13-11-3775		5,678.57				
196898		101-200-13-11-4017		18,269.85				
196899				1,350.00				
196900				1,150.00				
196901		101-200-13-11-4185		11,393.40				
196902		101-200-13-11-4179		2,415.00				
196903		101-200-13-11-4174		825.00				
196904				2,403.00				
196905				8,435.48				
196906				4,950.00				
196907		101-200-13-01-0010		705,783.71				
196908		101-200-13-10-3393		17,792.85				
196909		101-200-13-11-3842		15,142.85				
196910		101-200-13-11-3901		65,019.65				
196911		101-200-13-03-0740		11,650.54				
196912		101-200-13-10-3729		5,583.93				
196913		101-200-13-11-3980		2,356.61				
196914		101-200-13-11-3890		6,944.89				
196915		101-200-13-11-3981		2,915.00				
196916		101-200-13-10-3744		15,994.65				
196917		101-200-13-11-3889		988.07				
196918		101-200-13-11-4060		5,247.00				
196919		101-200-13-11-3977		1,411.13				
196920		101-200-13-09-3308		11,127.16				
196921		101-200-13-08-2790		22,714.28				
196922				6,500.00				
196923				1,280.00				
196924				7,187.50				
196925		101-200-13-11-3835		3,611.57				
196926		101-200-13-11-4182		29,568.00				
196927	29-Nov			2,486,084.60				
196928		101-200-13-11-4204		17,617.00				
196929				8,786.50				
196930		101-200-13-11-4206		12,101.50				
196931		101-200-13-11-4207		11,329.00				
196932				14,232.08				
196933				4,256.00				
196934		101-200-13-11-4218		8,255.48				
196935				3,000.00				
196936				13,491.96				
196937		101-200-13-03-0602		1,446.00				
196938				9,477.05				
196939		101-200-13-11-4065		24,750.00				
196940		101-200-13-11-4042		196,875.00				

Check		Obj No.	Current Year			Prior Year		
Number	Date		PS	MOOE	CO	PS	MOOE	CO
196941		101-200-13-11-3927		31,118.57				
196942		101-200-13-08-2637		10,883.93				
196943		101-200-13-11-3929		2,347.15				
196944		101-200-13-11-4115		13,846.24				
196945		101-200-13-11-4137		19,080.00				
196946		101-200-13-11-4201		1,940.00				
196947		101-200-13-11-4203		1,160.00				
196948		101-200-13-11-4176		1,500.00				
196949		101-200-13-11-4183		1,240.00				
196950		101-200-13-04-0863		3,900.00				
196951		101-200-13-09-3009		12,862.50				
196952		101-200-13-11-4193		1,250.00				
196953		101-200-13-11-4202		1,300.00				
196954		101-200-13-11-4200		3,330.00				
196955		101-200-13-02-0444		825.00				
196956		101-200-13-11-4222		2,500.00				
196957		101-200-13-03-0602		1,446.00				
196958		101-200-13-11-4224		1,318.00				
196959		101-200-13-11-4217		6,800.00				
196960				303.50				
196961		101-200-13-11-4175		2,921.00				
196962		101-200-13-11-4150		11,675.00				
196963		101-200-13-11-4167		2,839.28				
196964		101-200-13-11-4035		6,157.46				
196965		101-200-13-11-4197		112,500.07				
196966		101-200-13-11-4157		32,178.57				
<b>Total</b>			<b>21,890,939.29</b>	<b>44,676,157.89</b>				
<b>Grand Total</b>					<b>66,567,097.18</b>			

Certified Correct:

*Cariza A. Dacuma*  
 CARIZA A. DACUMA  
 Chief Accountant - AD/OCSA  
*Bu*



## Notice of Transfer of Allotment

for the month of November 2013

Fund 101

NTA No.	Date of Issue	OBR No.	Payee	Current Year			Prior Year		
				PS	MOOE	CO	PS	MOOE	CO
2013-11-332	11/5/2013	20013103599	LBP TESDA REGION I		5,000.00				
2013-11-333		20013103600	LBP TESDA REGION II		8,000.00				
2013-11-334		20013103433	LBP TESDA NCR		250,000.00				
2013-11-335		2013103434	LBP TESDA CAR		250,000.00				
2013-11-336		20013103435	LBP TESDA REGION I		250,000.00				
2013-11-337		20013103436	LBP TESDA REGION II		250,000.00				
2013-11-338		20013103437	LBP TESDA REGION III		250,000.00				
2013-11-339		20013103438	LBP TESDA REGION IV-A		250,000.00				
2013-11-340		20013103440	LBP TESDA REGION V		250,000.00				
2013-11-341		20013103441	LBP TESDA REGION VI		250,000.00				
2013-11-342	11/6/2013	20013030602	LBP TESDA REGION IV-A		6,000.00				
2013-11-343		10013103755	LBP TESDA REGION IV-A	144,244.24					
2013-11-344		10013103737	LBP TESDA REGION VI	466,537.13					
2013-11-345		1001303683	LBP TESDA REGION IX	227,484.99					
2013-11-346		10013103736	LBP TESDA REGION IX	565,899.48					
2013-11-347	11/6/2013	20013103702	LBP TESDA REGION XIII		650,000.00				
2013-11-348	11/11/2013	10013113819	LBP TESDA REGION IV-B	182,006.40					
2013-11-349		20013113810	LBP TESDA REGION V		25,000.00				
2013-11-350		20013113846	LBP TESDA REGION V		81,395.00				
2013-11-351		20013113814	LBP TESDA REGION VII		2,000,000.00				
2013-11-352		20013103685	LBP TESDA REGION VII		2,000,000.00				
2013-11-353		20013113845	LBP TESDA REGION X		135,000.00				
2013-11-354		20013113815	LBP TESDA REGION XII		1,000,000.00				
2013-11-355		20013113782	LBP TESDA NCR		10,000.00				
2013-11-356		20013113783	LBP TESDA CAR		10,000.00				
2013-11-357		20013113784	LBP TESDA REGION I		10,000.00				
2013-11-358		20013113785	LBP TESDA REGION II		10,000.00				
2013-11-359		2013113786	LBP TESDA REGION III		10,000.00				
2013-11-360		20013113787	LBP TESDA REGION IV-A		10,000.00				
2013-11-361		20013113788	LBP TESDA REGION IV-B		10,000.00				
2013-11-362		20013113789	LBP TESDA REGION V		10,000.00				
2013-11-363	11/11/2013	20013113790	LBP TESDA REGION VI		10,000.00				
2013-11-364		20013113791	LBP TESDA REGION VII		10,000.00				
2013-11-365		20013113792	LBP TESDA REGION VIII		10,000.00				
2013-11-366		20013113793	LBP TESDA REGION X		10,000.00				
2013-11-367		20013113794	LBP TESDA REGION XI		10,000.00				
2013-11-368		20013113795	LBP TESDA REGION XII		10,000.00				
2013-11-369		20013113796	LBP TESDA REGION XIII		10,000.00				
2013-11-370	11/12/2013	20013113851	LBP TESDA NCR		250,000.00				
2013-11-371		20013113850	LBP TESDA REGION IV-A		250,000.00				
2013-11-372		20013113847	LBP TESDA REGION VI		6,000.00				
2013-11-373		20013113776	LBP TESDA REGION IV-A		33,980.00				
2013-11-374	11/15/2013	20013113949	LBP TESDA REGION V		50,000.00				
2013-11-375		20013113922	LBP TESDA REGION XI		30,513.17				
2013-11-376		20013113962	LBP TESDA REGION XI		50,000.00				
2013-11-377	11/18/2013	20013113976	LBP TESDA REGION IX		70,000.00				
2013-11-378	11/19/2013	20013114030	LBP TESDA REGION VIII		5,000,000.00				
2013-11-379	11/21/2013	20013114012	LBP TESDA REGION III		83,500.00				
2013-11-380		20013114031	LBP TESDA REGION IV-B		120,000.00				
2013-11-381		20013114015	LBP TESDA REGION VII		500,000.00				
2013-11-382	11/22/2013	20013114061	LBP TESDA REGION IV-B		21,963.06				
2013-11-383		20013082758	LBP TESDA REGION VII		50,000.00				
2013-11-384		20013114020	LBP TESDA REGION X		260,000.00				
2013-11-385		20013114021	LBP TESDA REGION XI		540,000.00				
2013-11-386		20013114022	LBP TESDA REGION XII		260,000.00				
2013-11-387		20013114105	LBP TESDA REGION V		1,000,000.00				
2013-11-388	11/26/2013	20013114119	LBP TESDA CAR		399,200.00				
2013-11-389		20013114013	LBP TESDA REGION IV-B		500,000.00				
2013-11-390		20013114118	LBP TESDA REGION XI		432,800.00				
2013-11-391		20013114130	LBP TESDA REGION IV-A		42,327.20				
2013-11-392		20013114131	LBP TESDA REGION V		10,503.60				
2013-11-393	11/27/2013		LBP TESDA NCR		2,080,541.00				
<b>Totals</b>				<b>1,586,172.24</b>	<b>20,101,723.03</b>				
<b>Grand Total</b>				<b>21,687,895.27</b>					

Certified Correct:


CARIZA A. DACUMA  
Chief Accountant - AD/OCSA  
Bej

Technical Education and Skills Development Authority  
**Tax Remittance Advice Issued**  
 for the month of November 2013

Department/Agency : Accounting Division  
 Agency : TESDA  
 Fund : 101

Particulars	CURRENT YEARS				PRIOR YEARS				TOTAL			
	PS	MOOE	CO	Total	PS	MOOE	CO	Total	PS	MOOE	CO	Total
Tax Remittance Advices Issued	1,763,357.27	745,935.73		2,509,293.00				-	1,763,357.27	745,935.73	-	2,509,293.00
<b>Total</b>	<b>1,763,357.27</b>	<b>745,935.73</b>	<b>-</b>	<b>2,509,293.00</b>		<b>-</b>	<b>-</b>	<b>-</b>	<b>1,763,357.27</b>	<b>745,935.73</b>	<b>-</b>	<b>2,509,293.00</b>

Certified Correct by:

  
 CARIZA A. DACUMA  
 Chief Accountant  
 Accounting Division  
 Taxpayer/Authorized representative

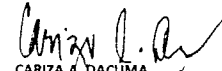


Technical Education and Skills Development Authority - Central Office  
East Service Road South Superhighway, Taguig City

## Summary of Notice of Cash Allocation for the month of November 2013

MONTH	DATE OF NCA	NCA NO.	MDS SUB-ACCOUNT NO.	PURPOSE	AMOUNT	JEV NO.
November	July 1, 2013	B-13-0010240	2281-900005-9	To cover operating requirements for the second Semester of FY2013.	90,261,000.00	
<i>Total of November</i>					<b>90,261,000.00</b>	

Certified Correct:

  
CARIZA A. DACUMA  
Chief Accountant - AD/OCSA  
*See*