


**STATEMENT OF CUMULATIVE ALLOTMENT, OBLIGATIONS AND BALANCES
SUMMARY
As of October 30, FY 2012
(in Thousand Pesos)**

Department : DOLE
Agency/OU : TESDA (CO)
Fund : 101

| PI/PA | ALLOT. CLASS | OBJECT CLASS OF EXPENDITURE | FY 2012 ALLOTMENT | OBLIGATIONS INCURRED | | Unobligated Balance of Allotment | REMARKS |
|--------------------------|--------------|---|-------------------|----------------------|----------------|----------------------------------|---------|
| | | | | THIS REPORT | TO DATE | | |
| Personal Services | | | | | | | |
| | 701 | Salaries and Wages- Regular Pay Step Increment for Length of Service | | 10,939 | 104,246 | | |
| | 705 | Salaries and Wages-Casual/Contractual | | 68 | 608 | | |
| | 711 | PERA | | 742 | 8,167 | | |
| | 713 | Representation Allowance (RA) | | 227 | 2,472 | | |
| | 714 | Transportation Allowance (TA) | | 159 | 1,662 | | |
| | 715 | Clothing Allowance | | 30 | 1,870 | | |
| | 716 | Magna Carta of Public Health Workers per RA 7305 | | 21 | 187 | | |
| | 717 | PIB | | 20 | 414 | | |
| | 724 | Year-End Bonus | | 12 | 5,807 | | |
| | 725 | | | | | | |
| | 732 | Pag-ibig Contributions | | 37 | 371 | | |
| | 733 | PHILHEALTH Contributions | | 110 | 1,081 | | |
| | 734 | ECC Contributions | | 37 | 371 | | |
| | 740 | Retirement Benefits | | | | | |
| | 742 | Terminal Leave | | | 931 | | |
| | 749 | Other Personnel Benefits | | | 210 | | |
| | 872 | Subsidy to Regional Offices | | 2,512 | 8,788 | | |
| Sub-Total, PS | | | 167,885 | 14,914 | 137,185 | 30,700 | |
| | 731 | Life and Retirement Insurance Contribution | 14,857 | 1,310 | 12,482 | 2,375 | |
| Total, PS | | | 182,742 | 16,224 | 149,667 | 33,075 | |

DEPARTMENT OF BUDGET & MANAGEMENT

 NOV 15 2012
 BUDGET & MANAGEMENT

STATEMENT OF CUMULATIVE ALLOTMENT, OBLIGATIONS AND BALANCES

SUMMARY

As of October 30, FY 2012

(In Thousand Pesos)

Department : DOLE

Agency/OU : TESDA (CO)

Fund : 101

| P/PIA | ALLOT. CLASS | OBJECT CLASS OF EXPENDITURE | FY 2012 ALLOTMENT | OBLIGATIONS INCURRED | | Unobligated Balance of Allotment | REMARKS |
|---|-----------------|---|-------------------|----------------------|----------------|--|---------|
| | | | | THIS REPORT | TO DATE | | |
| Maintenance and Other Operating Expenses | | | | | | | |
| | 751 | Local Travel | | 185 | 1,955 | | |
| | 752 | Foreign Travel | | 142 | 778 | | |
| | 753 | Training Expenses | | 1,566 | 10,123 | | |
| | 754 | Scholarship Expenses | | | 8,498 | | |
| | 755 | Office Supplies Expense | | 1,681 | 9,975 | | |
| | 758 | Food Supplies Expenses | | 4 | 135 | | |
| | 759 | Drugs and Medicines Expenses | | 110 | 110 | | |
| | 760 | Medical, Dental & Lab. Supplies Exp. | | | 263 | | |
| | 761 | Gasoline, Oil and Lubricants Expenses | | 393 | 2,815 | | |
| | 765 | Other Supplies Expenses | | 1,396 | 7,483 | | |
| | 766 | Water Expenses | | 76 | 1,649 | | |
| | 767 | Electricity Expenses | | 2,506 | 23,507 | | |
| | 771 | Postage and Deliveries | | | 2 | | |
| | 772 | Telephone Expenses - Landline | | 142 | 1,933 | | |
| | 773 | Telephone Expenses - Mobile | | 154 | 1,099 | | |
| | 774 | Internet Expenses | | (14) | 575 | | |
| | 775 | Cable, Satellite, Telegraph & Radio Expenses | | | 11 | | |
| | 778 | Membership, Dues & Contributions to Org'n. | | (26) | 302 | | |
| | 780 | Advertising Expenses | | 192 | 1,837 | | |
| | 781 | Printing and Binding Expenses | | 726 | 5,771 | | |
| | 783 | Representation Expenses | | | 5 | | |
| | 782 | Rent Expenses | | | | | |
| | 784 | Transportation and Delivery Expenses | | 137 | 628 | | |
| | 786 | Subscription Expenses | | 33 | 497 | | |
| | 787 | Survey Expenses | | | 1,548 | | |
| | 788 | Rewards and Other Claims | | | 254 | | |
| | 791 | Legal Services | | | 2 | | |
| | 792 | Auditing Services | | 62 | 495 | | |
| | 796 | Janitorial Services | | | 16,327 | | |
| | 797 | Security Services | | | 18,881 | | |
| | 799 | Other Professional Services | | 1,689 | 17,933 | | |
| | 805 | Rep. & Maint. - Electrification, Power & Energy Structures | | 193 | 382 | | |
| | 811 | Repairs & Maint. - Office Buildings | | 386 | 4,589 | | |
| | 821 | Repairs & Maint. - Office Equipment | | | 70 | | |
| | 822 | Repairs & Maint. - Furniture & Fixtures | | | 1 | | |
| | 823 | Repairs & Maint. - IT Equipment & Software | | 10 | 31 | | |
| | 840 | Repairs & Maint. - Other Mach. & Eq't. | | | 4 | | |
| | 841 | Repairs & Maint. - Motor Vehicles | | 208 | 1,497 | | |
| | 851 | Repairs & Maint. - Roads, Highways & Bridges | | | 148 | | |
| | 854 | Repairs & Maint. - Artesian Wells, Reservoirs, Pumping Stations and Conduits | | | 84 | | |
| | 884 | Miscellaneous Expenses | | 122 | 1,268 | | |
| | 892 | Fidelity Bond Premiums | | 49 | 323 | | |
| | 893 | Insurance Expenses | | | 18,502 | | |
| | 969 | Other Maint. & Operating Expenses | | 48 | 1,797 | | |
| | 872 | Subsidy to Regional Offices | | 3,613 | 215,948 | | |
| Total, MOOE | | | 464,200 | 15,783 | 380,035 | 84,165 | |
| Capital Outlay | | | | | | | |
| | 241 | Purchase of Motor Vehicle | 20,000 | | 20,000 | - | |
| Total, Capital Outlay | | | 20,000 | - | 20,000 | - | |

**STATEMENT OF CUMULATIVE ALLOTMENT, OBLIGATIONS AND BALANCES
SUMMARY**

As of October 30, FY 2012

(In Thousand Pesos)

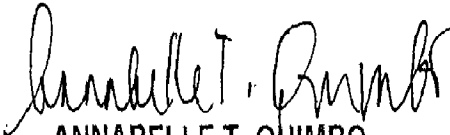
Department : DOLE

Agency/OU : TESDA (CO)

Fund : 101

| PI/IA | ALLOT. CLASS | OBJECT CLASS OF EXPENDITURE | FY 2012 ALLOTMENT | OBLIGATIONS INCURRED | | Unobligated Balance of Allotment | REMARKS |
|---|-----------------|--|-------------------|----------------------|------------------|--|--|
| | | | | THIS REPORT | TO DATE | | |
| B. Projects | | | | | | | |
| I. Locally-Funded Projects | | | | | | | |
| a. Training for Work Scholarship Program (TWSP) | | | | | | | |
| MOOE | 754 | Scholarship Expenses - Central Office | 277,004 | 64,177 | 277,004 | - | |
| | | Scholarship Expenses - ROs | 409,458 | 23,212 | 407,722 | 1,736 | |
| | | Scholarship Expenses - ARMM | 13,538 | 12,788 | 13,538 | - | P500M - Expanded TWSP |
| | | Scholarship Expenses (Additional SARO) | 500,000 | - | - | 500,000 | SARO B-12-00753 dtd. Sept. 14, 2012 |
| Total, TWSP | | | 1,200,000 | 100,177 | 698,264 | 501,736 | |
| SUMMARY: | | | | | | | |
| | | PS | 167,885 | 14,914 | 137,185 | 30,700 | |
| | | RLIP | 14,857 | 1,310 | 12,482 | 2,375 | |
| | | MOOE | 464,200 | 15,783 | 380,035 | 84,165 | |
| | | Capital Outlay | 20,000 | - | 20,000 | - | |
| | | Locally-Funded - (TWSP) | 1,200,000 | 100,177 | 698,264 | 501,736 | |
| GRAND TOTAL | | | 1,866,942 | 132,184 | 1,247,966 | 618,976 | |

Prepared By:


ANNABELLE T. QUIMBO
Chief, Budget Division

Noted By:


PILAR S. DE LEON
Director, OCSA

STATEMENTS OF ALLOTMENTS, OBLIGATIONS AND BALANCES

As of October 30, FY 2012

(In Thousand Pesos)

Department : DOLE
 Agency/OU : TESDA
 Fund : 101

| PIPIA | ALLOT. CLASS | OBJECT CLASS OF EXPENDITURE (1) | FY 2012 ALLOTMENT (2) | OBLIGATIONS INCURRED | | Unobligated Balance of Allotment (5)=(2)-(4) | REMARKS (6) |
|---|--------------|---|--------------------------|----------------------|----------------|---|----------------|
| | | | | THIS REPORT (3) | TO DATE (4) | | |
| I.a General Administration and Supervision | | | | | | | |
| PS | 701 | Salaries and Wages- Regular Pay Step Increment for Length of Service | | 3,507 | 33,124 | | |
| | 705 | Salaries and Wages-Casual/Contractual | | 68 | 608 | | |
| | 711 | PERA | | 282 | 3,085 | | |
| | 713 | Representation Allowance (RA) | | 97 | 1,093 | | |
| | 714 | Transportation Allowance (TA) | | 64 | 688 | | |
| | 715 | Clothing Allowance | | 20 | 700 | | |
| | 716 | Magna Carta of Public Health Workers per RA 7305 | | 13 | 117 | | |
| | 717 | Productivity Incentive Benefits | | 20 | 210 | | |
| | 724 | Year-End Bonus | | | 1,888 | | |
| | 725 | | | 12 | | | |
| | 732 | Pag-ibig Contributions | | 14 | 140 | | |
| | 733 | Health Insurance Premium | | 34 | 335 | | |
| | 734 | ECIP Contributions | | 14 | 139 | | |
| | 740 | Retirement Benefits | | | - | | |
| | 742 | Terminal Leave | | | 931 | | |
| | 749 | Other Personnel Benefits | | | 80 | | |
| | 872 | Subsidy to Regional Offices | | 2,512 | 8,788 | | |
| Sub-Total, PS | | | 76,304 | 6,657 | 51,926 | 24,378 | |
| | 731 | Life and Retirement Insurance Contribution | 6,044 | 418 | 3,993 | 2,051 | |
| Total, PS | | | 82,348 | 7,075 | 55,919 | 26,429 | |

STATEMENTS OF ALLOTMENTS, OBLIGATIONS AND BALANCES

As of October 30, FY 2012

(In Thousand Pesos)

Department : DOLE
 Agency/OU : TESDA
 Fund : 101

| PI/IA | ALLOT. CLASS | OBJECT CLASS OF EXPENDITURE (1) | FY 2012 ALLOTMENT (2) | OBLIGATIONS INCURRED | | Unobligated Balance of Allotment (5)=(2)-(4) | REMARKS (6) |
|------------------|--|--|--------------------------|----------------------|----------------|---|----------------|
| | | | | THIS REPORT (3) | TO DATE (4) | | |
| MOOE | 751 | Local Travel | | 101 | 1,007 | | |
| | 752 | Foreign Travel | | 95 | 624 | | |
| | 753 | Training Expenses | | 780 | 6,832 | | |
| | 754 | Scholarship Expenses | | | 3,180 | | |
| | 755 | Office Supplies Expense | | 986 | 5,227 | | |
| | 758 | Food Supplies Expenses | | | 90 | | |
| | 759 | Drugs and Medicines Expenses | | 110 | 110 | | |
| | 760 | Medical, Dental & Lab. Supplies Exp. | | | 263 | | |
| | 761 | Gasoline, Oil and Lubricants Expenses | | | 1,687 | | |
| | 765 | Other Supplies Expenses | | | 3,523 | | |
| | 766 | Water Expenses | | | 1,649 | | |
| | 767 | Electricity Expenses | | 2,506 | 23,506 | | |
| | 771 | Postage and Deliveries | | | 2 | | |
| | 772 | Telephone Expenses - Landline | | | 1,052 | | |
| | 773 | Telephone Expenses - Mobile | | | 621 | | |
| | 774 | Internet Expenses | | | 300 | | |
| | 775 | Cable, Satellite, Telegraph & Radio Expenses | | | 200 | | |
| | 778 | Membership, Dues & Contributions to Org'n. | | | 77 | | |
| | 779 | Awards and Indemnities | | | - | | |
| | 780 | Advertising Expenses | | 192 | 1,818 | | |
| | 781 | Printing and Binding Expenses | | 636 | 4,264 | | |
| | 782 | Rent Expenses | | | - | | |
| | 783 | Representation Expenses | | | 4 | | |
| | 784 | Transportation and Delivery Expenses | | | 324 | | |
| | 786 | Subscription Expenses | | | 385 | | |
| | 787 | Survey Expenses | | | 873 | | |
| | 788 | Rewards and Other Claims | | | 254 | | |
| | 791 | Legal Services | | | 1 | | |
| | 792 | Auditing Services | | | 493 | | |
| | 796 | Janitorial Services | | | 16,327 | | |
| | 797 | Security Services | | | 18,881 | | |
| | 799 | Other Professional Services | | 1,347 | 11,411 | | |
| | 805 | Rep. & Maint. - Electrification, Power & Energy Structures | | 193 | 383 | | |
| | 811 | Repairs & Maint. - Office Buildings | | 379 | 4,423 | | |
| | 821 | Repairs & Maint. - Office Equipment | | | 66 | | |
| 822 | Repairs & Maint. - Furniture and Fixtures | | | 1 | | | |
| 823 | Repairs & Maint. - IT Equipment & Software | | | 18 | | | |
| 829 | Repairs & Maint. - Comm'n. Eqpt. | | | - | | | |
| 840 | Repairs & Maint. - Other Mach. & Eqpt. | | | 4 | | | |
| 841 | Repairs & Maint. - Motor Vehicles | | 62 | 906 | | | |
| 851 | Repairs & Maint. - Roads, Highways & Bridges | | | 148 | | | |
| 854 | Repairs & Maint. - Artesian Wells, Reservoirs, Pumping Stations and Conduits | | | 84 | | | |
| 884 | Miscellaneous Expenses | | 36 | 487 | | | |
| 891 | Taxes, Duties and Licenses | | | - | | | |
| 892 | Fidelity Bond Premiums | | 23 | 296 | | | |
| 893 | Insurance Expenses | | | 18,471 | | | |
| 969 | Other Maint. & Operating Expenses | | 2 | 1,158 | | | |
| 872 | Subsidy to Regional Offices | | 2,449 | 22,478 | | | |
| Sub-Total | | | 105,765 | 10,656 | 153,908 | (48,143) | |
| CO | 241 | Purchase of Motor Vehicle | 20,000 | | 20,000 | - | |
| Sub-Total | | | 20,000 | - | 20,000 | - | |

STATEMENTS OF ALLOTMENTS, OBLIGATIONS AND BALANCES
As of October 30, FY 2012
(In Thousand Pesos)

Department : DOLE
Agency/OU : TESDA
Fund : 101

| P/P/A | ALLOT. CLASS | OBJECT CLASS OF EXPENDITURE (1) | FY 2012 ALLOTMENT (2) | OBLIGATIONS INCURRED | | Unobligated Balance of Allotment (5)=(2)-(4) | REMARKS (6) |
|---|--------------|--|--------------------------|----------------------|----------------|---|--|
| | | | | THIS REPORT (3) | TO DATE (4) | | |
| Support to Operations | | | | | | | |
| ..II.a Formulation, Integration of TESD Policies, Plans and Programs | | | | | | | |
| PS | 701 | Salaries and Wages- Regular Pay | | 794 | 7,582 | | |
| | 711 | PERA | | 48 | 533 | | |
| | 713 | Representation Allowance (RA) | | 15 | 173 | | |
| | 714 | Transportation Allowance (TA) | | 8 | 96 | | |
| | 715 | Clothing Allowance | | | 120 | | |
| | 717 | PIB | | | 8 | | |
| | 724 | Year-End Bonus | | | 418 | | |
| | 725 | | | | | | |
| | 732 | Pag-ibig Contributions | | 2 | 22 | | |
| | 733 | PHILHEALTH Contributions | | 8 | 80 | | |
| | 734 | ECC Contributions | | 2 | 22 | | |
| | 742 | Terminal Leave Benefits | | | - | | |
| | 749 | Other Personnel Benefits | | | 10 | | |
| | 872 | Subsidy to Regional Offices | | | - | | |
| Sub-Total, PS | | | 10,701 | 877 | 9,064 | 1,637 | |
| | 731 | Life and Retirement Insurance Contribution | 1,023 | 95 | 906 | 117 | |
| Total, PS | | | 11,724 | 972 | 9,970 | 1,754 | |
| MOOE | 751 | Local Travel | | 3 | 47 | | a) Preparation of 7 Labor Market Information Registry (LMIR) and for dissemination to COROPOTI |
| | 752 | Foreign Travel | | | 44 | | |
| | 753 | Training Expenses | | 67 | 789 | | b) On-going monitoring of NTESDP 2011-2016 |
| | 754 | Scholarship Expenses | | | - | | |
| | 755 | Office Supplies Expense | | 7 | 215 | | |
| | 761 | Gasoline, Oil and Lubricants Expenses | | 16 | 104 | | |
| | 765 | Other Supplies Expenses | | | - | | |
| | 771 | Postage and Deliveries | | | - | | |
| | 772 | Telephone Expenses - Landline | | 10 | 76 | | |
| | 773 | Telephone Expenses - Mobile | | 1 | 41 | | |
| | 778 | Membership, Dues & Contributions to Org'n. | | (26) | 26 | | |
| | 780 | Advertising Expenses | | | - | | |
| | 781 | Printing and Binding Expenses | | 11 | 286 | | |
| | 782 | Rent Expenses | | | - | | |
| | 784 | Transportation and Delivery Expenses | | 14 | 67 | | |
| | 786 | Subscription Expenses | | | 12 | | |
| | 787 | Survey Expenses | | | 675 | | |
| | 793 | Consultancy Services | | | - | | |
| | 795 | General Services | | | - | | |
| | 799 | Other Professional Services | | | 1,010 | | |
| | 811 | Repairs & Maint. - Office Buildings | | | - | | |
| | 841 | Repairs & Maint. - Motor Vehicles | | 3 | 83 | | |
| | 884 | Miscellaneous Expenses | | 6 | 74 | | |
| | 891 | Taxes, Duties and Licenses | | | - | | |
| | 892 | Fidelity Bond Premiums | | | - | | |
| | 893 | Insurance Expenses | | | - | | |
| | 969 | Other Maint. & Operating Expenses | | 18 | 71 | | |
| | 872 | Subsidy to Regional Offices | | | 55 | | |
| Sub-Total | | | 6,721 | 130 | 3,655 | 3,066 | |

STATEMENTS OF ALLOTMENTS, OBLIGATIONS AND BALANCES
As of October 30, FY 2012
(In Thousand Pesos)

Department : DOLE
Agency/OU : TESDA
Fund : 101

| PI/PA | ALLOT. CLASS | OBJECT CLASS OF EXPENDITURE (1) | FY 2012 ALLOTMENT (2) | OBLIGATIONS INCURRED | | Unobligated Balance of Allotment (5)=(2)-(4) | REMARKS (6) |
|---|--------------|--|------------------------------|------------------------|--------------------|---|--|
| | | | | THIS REPORT (3) | TO DATE (4) | | |
| A.II.b Provision of Management & Information Technology Services | | | | | | | |
| PS | 701 | Salaries and Wages- Regular Pay | | 190 | 1,803 | | |
| | 711 | PERA | | 12 | 132 | | |
| | 713 | Representation Allowance (RA) | | 4 | 44 | | |
| | 714 | Transportation Allowance (TA) | | 4 | 44 | | |
| | 715 | Clothing Allowance | | | 30 | | |
| | 717 | PIB | | | - | | |
| | 724 | Year-End Bonus | | | 100 | | |
| | 725 | | | | | | |
| | 732 | Pag-ibig Contributions | | 1 | 10 | | |
| | 733 | PHILHEALTH Contributions | | 2 | 20 | | |
| | 734 | ECC Contributions | | 1 | 6 | | |
| | 742 | Terminal Leave Benefits | | | - | | |
| | 749 | Other Personnel Benefits | | | - | | |
| | 872 | Subsidy to Regional Offices | | | - | | |
| Sub-Total, PS | | | 2,336 | 214 | 2,188 | 148 | |
| | 731 | Life and Retirement Insurance Contribution | 221 | 23 | 218 | 3 | |
| Total, PS | | | 2,557 | 237 | 2,406 | 151 | |
| MOOE | 751 | Local Travel | | | - | | On-going consultation on the preparation of TESDA Corporate Plan for submission by EO 2012 |
| | 752 | Foreign Travel | | | - | | |
| | 753 | Training Expenses | | | - | | |
| | 754 | Scholarship Expenses | | | - | | |
| | 755 | Office Supplies Expense | | 9 | 45 | | |
| | 761 | Gasoline, Oil and Lubricants Expenses | | | - | | |
| | 765 | Other Supplies Expenses | | | - | | |
| | 771 | Postage and Deliveries | | | - | | |
| | 772 | Telephone Expenses - Landline | | | - | | |
| | 773 | Telephone Expenses - Mobile | | 3 | 15 | | |
| | 774 | Internet Expenses | | | 188 | | |
| | 778 | Membership, Dues & Contributions to Org'n. | | | - | | |
| | 780 | Advertising Expenses | | | - | | |
| | 781 | Printing and Binding Expenses | | | - | | |
| | 782 | Rent Expenses | | | - | | |
| | 784 | Transportation and Delivery Expenses | | | - | | |
| | 786 | Subscription Expenses | | | - | | |
| | 799 | Other Professional Services | | 38 | 300 | | |
| | 811 | Repairs & Maint. - Office Buildings | | | - | | |
| | 822 | Repairs & Maint. - Furniture & Fixtures | | | - | | |
| | 841 | Repairs & Maint. - Motor Vehicles | | | - | | |
| | 884 | Miscellaneous Expenses | | | - | | |
| | 969 | Other Maint. & Operating Expenses | | | - | | |
| | 872 | Subsidy to Regional Offices | | | - | | |
| Sub-Total | | | 6,390 | 50 | 548 | 5,842 | |

STATEMENTS OF ALLOTMENTS, OBLIGATIONS AND BALANCES
As of October 30, FY 2012
(In Thousand Pesos)

Department : DOLE
Agency/OU : TESDA
Fund : 101

| PI/IA | ALLOT. CLASS | OBJECT CLASS OF EXPENDITURE | FY 2012 ALLOTMENT | OBLIGATIONS INCURRED | | Unobligated Balance of Allotment | REMARKS |
|---|--------------|--|-------------------|----------------------|--------------|----------------------------------|---|
| | | | | THIS REPORT | TO DATE | | |
| | | (1) | (2) | (3) | (4) | (5)=(2)-(4) | (6) |
| III. Operations | | | | | | | |
| A.III.a Skills Standards, Testing & Certification in the TESD Sector | | | | | | | |
| PS | 701 | Salaries and Wages- Regular Pay | | 730 | 7,159 | | |
| | 711 | PERA | | 46 | 506 | | |
| | 713 | Representation Allowance (RA) | | 22 | 242 | | |
| | 714 | Transportation Allowance (TA) | | 15 | 144 | | |
| | 715 | Clothing Allowance | | | 115 | | |
| | 717 | PIB | | | 38 | | |
| | 724 | Year-End Bonus | | | 387 | | |
| | 725 | | | | | | |
| | 732 | Pag-ibig Contributions | | 2 | 20 | | |
| | 733 | PHILHEALTH Contributions | | 8 | 77 | | |
| | 734 | ECC Contributions | | 2 | 21 | | |
| | 740 | Retirement Benefits | | | - | | |
| | 742 | Terminal Leave Benefits | | | - | | |
| | 749 | Other Personnel Benefits | | | 20 | | |
| | 872 | Subsidy to Regional Offices | | | - | | |
| Sub-Total, PS | | | 9,796 | 825 | 8,730 | 1,066 | |
| | 731 | Life and Retirement Insurance Contribution | 947 | 88 | 832 | 115 | |
| Total, PS | | | 10,743 | 913 | 9,562 | 1,181 | |
| MOOE | 751 | Local Travel | | 4 | 187 | | a) Development of new Training Regulation (TR) for Food and Beverage Services (Barista) |
| | 752 | Foreign Travel | | 3 | 12 | | |
| | 753 | Training Expenses | | 60 | 478 | | |
| | 754 | Scholarship Expenses | | | - | | |
| | 755 | Office Supplies Expense | | 153 | 873 | | b) Development of Competency Assessment Tools (CATs) based on new TRs |
| | 761 | Gasoline, Oil and Lubricants Expenses | | 39 | 282 | | |
| | 765 | Other Supplies Expenses | | 237 | 274 | | |
| | 771 | Postage and Deliveries | | | - | | |
| | 772 | Telephone Expenses - Landline | | 11 | 156 | | c) Development of 17 CATs based on amended TRs |
| | 773 | Telephone Expenses - Mobile | | 10 | 90 | | |
| | 775 | Cable, Satellite, Telegraph & Radio Expenses | | | - | | |
| | 778 | Membership, Dues & Contributions to Org'n. | | | - | | |
| | 788 | Rewards and Other Claims | | | - | | d) Training of 473 core assessors for new and revised amended CATs |
| | 780 | Advertising Expenses | | | - | | |
| | 781 | Printing and Binding Expenses | | 16 | 499 | | |
| | 782 | Rent Expenses | | | - | | |
| | 784 | Transportation and Delivery Expenses | | 20 | 173 | | |
| | 786 | Subscription Expenses | | | 12 | | |
| | 793 | Consultancy Services | | | - | | |
| | 795 | General Services | | | - | | |
| | 799 | Other Professional Services | | 16 | 1,332 | | |
| | 811 | Repairs & Maint. - Office Buildings | | | - | | |
| | 840 | Repairs & Maint. - Other Mach. & Eqpt. | | | - | | |
| | 841 | Repairs & Maint. - Motor Vehicles | | 37 | 109 | | |
| | 884 | Miscellaneous Expenses | | 28 | 190 | | |
| | 892 | Fidelity Bond Premiums | | 26 | 26 | | |
| | 969 | Other Maint. & Operating Expenses | | | 23 | | |
| | 872 | Subsidy to Regional Offices | | | 255 | | |
| Sub-Total | | | 46,259 | 660 | 4,971 | 41,288 | |

nk

STATEMENTS OF ALLOTMENTS, OBLIGATIONS AND BALANCES

As of October 30, FY 2012

(In Thousand Pesos)

Department : DOLE
 Agency/OU : TESDA
 Fund : 101

| PIPIA | ALLOT. CLASS | OBJECT CLASS OF EXPENDITURE (1) | FY 2012 ALLOTMENT (2) | OBLIGATIONS INCURRED | | Unobligated Balance of Allotment (5)=(2)-(4) | REMARKS (6) |
|---|--------------|--|--------------------------|----------------------|----------------|---|----------------|
| | | | | THIS REPORT (3) | TO DATE (4) | | |
| A.III.b Promotion, Development & Implementation of Quality TESD Programs | | | | | | | |
| PS | 701 | Salaries and Wages- Regular Pay | | 3,057 | 29,173 | | |
| | 711 | PERA | | 194 | 2,149 | | |
| | 713 | Representation Allowance (RA) | | 38 | 410 | | |
| | 714 | Transportation Allowance (TA) | | 30 | 327 | | |
| | 715 | Clothing Allowance | | 5 | 490 | | |
| | 716 | Magna Carta of Public Health Workers per RA 7305 | | 8 | 72 | | |
| | 717 | PIB | | | 108 | | |
| | 724 | Year-End Bonus | | | 1,625 | | |
| | 725 | | | | | | |
| | 732 | Pag-ibig Contributions | | 10 | 100 | | |
| | 733 | PHILHEALTH Contributions | | 30 | 304 | | |
| | 734 | ECC Contributions | | 10 | 97 | | |
| | 740 | Retirement Benefits | | | - | | |
| | 742 | Terminal Leave | | | - | | |
| | 749 | Other Personnel Benefits | | | 35 | | |
| | 872 | Subsidy to Regional Offices | | | - | | |
| | | Sub-Total, PS | 36,447 | 3,382 | 34,889 | 1,558 | |
| | 731 | Life and Retirement Insurance Contribution | 3,540 | 367 | 3,500 | 40 | |
| | | Total, PS | 39,987 | 3,749 | 38,389 | 1,598 | |
| MOOE | 751 | Local Travel | | 50 | 432 | | |
| | 752 | Foreign Travel | | 5 | 58 | | |
| | 753 | Training Expenses | | 610 | 1,566 | | |
| | 754 | Scholarship Expenses | | | - | | |
| | 755 | Office Supplies Expense | | 348 | 1,907 | | |
| | 758 | Food Supplies Expenses | | 5 | 37 | | |
| | 760 | Medical, Dental & Lab. Supplies Exp. | | | - | | |
| | 761 | Gasoline, Oil and Lubricants Expenses | | 57 | 401 | | |
| | 765 | Other Supplies Expenses | | 1,031 | 3,476 | | |
| | 771 | Postage and Deliveries | | | - | | |
| | 772 | Telephone Expenses - Landline | | 21 | 367 | | |
| | 773 | Telephone Expenses - Mobile | | 19 | 128 | | |
| | 774 | Internet Expenses | | (14) | 86 | | |
| | 775 | Cable, Satellite, Telegraph & Radio Expenses | | | - | | |
| | 778 | Membership, Dues & Contributions to Org'n. | | | - | | |
| | 780 | Advertising Expenses | | | - | | |
| | 781 | Printing and Binding Expenses | | 29 | 325 | | |
| | 782 | Rent Expenses | | | - | | |
| | 784 | Transportation and Delivery Expenses | | 8 | 25 | | |
| | 786 | Subscription Expenses | | | 45 | | |
| | 793 | Consultancy Services | | | - | | |
| | 795 | General Services | | | - | | |
| | 799 | Other Professional Services | | 196 | 3,023 | | |
| | 811 | Repairs & Maint. - Office Buildings | | 6 | 165 | | |
| | 821 | Repairs & Maint. - Office Equipment | | | 4 | | |
| | 822 | Repairs & Maint. - Furniture and Fixtures | | | - | | |
| | 823 | Repairs & Maint. - IT Equipment & Software | | 10 | 13 | | |
| | 840 | Repairs & Maint. - Other Mach. & Eqpt. | | | - | | |
| | 841 | Repairs & Maint. - Motor Vehicles | | 105 | 348 | | |
| | 884 | Miscellaneous Expenses | | 16 | 80 | | |
| | 891 | Taxes, Duties and Licenses | | | - | | |
| | 892 | Fidelity Bond Premiums | | | - | | |
| | 893 | Insurance Expenses | | | 5 | | |
| | 969 | Other Maint. & Operating Expenses | | 5 | 636 | | |
| | 872 | Subsidy to Regional Offices | | 288 | 4,458 | | |
| | | Sub-Total | 16,725 | 2,795 | 17,585 | (860) | |

STATEMENTS OF ALLOTMENTS, OBLIGATIONS AND BALANCES
As of October 30, FY 2012
(In Thousand Pesos)

Department : DOLE
Agency/OU : TESDA
Fund : 101

| P/PIA | ALLOT. CLASS | OBJECT CLASS OF EXPENDITURE (1) | FY 2012 ALLOTMENT (2) | OBLIGATIONS INCURRED | | Unobligated Balance of Allotment (5)=(2)-(4) | REMARKS (6) |
|---|--------------|--|--------------------------|----------------------|----------------|---|--|
| | | | | THIS REPORT (3) | TO DATE (4) | | |
| A.III.c Development, Evaluation, Monitoring and Accreditation of Formal TVET | | | | | | | |
| PS | 701 | Salaries and Wages- Regular Pay | | 986 | 9,329 | | |
| | 711 | PERA | | 60 | 646 | | |
| | 713 | Representation Allowance (RA) | | 8 | 88 | | |
| | 714 | Transportation Allowance (TA) | | 8 | 88 | | |
| | 715 | Clothing Allowance | | 5 | 150 | | |
| | 717 | PIB | | | 16 | | |
| | 724 | Year-End Bonus | | | 505 | | |
| | 725 | | | | | | |
| | 732 | Pag-ibig Contributions | | 3 | 30 | | |
| | 733 | PHILHEALTH Contributions | | 10 | 99 | | |
| | 734 | ECC Contributions | | 3 | 30 | | |
| | 742 | Terminal Leave Benefits | | | - | | |
| | 749 | Other Personnel Benefits | | | 20 | | |
| | 872 | Subsidy to Regional Offices | | | - | | |
| Sub-Total, PS | | | 11,690 | 1,083 | 11,001 | 689 | |
| | 731 | Life and Retirement Insurance Contribution | 1,119 | 118 | 1,114 | 5 | |
| Total, PS | | | 12,809 | 1,201 | 12,115 | 694 | |
| MOOE | 751 | Local Travel | | 12 | 126 | | a) For promotion and adoption of Philippine Qualification Framework (PQF) in 2 sectors: 1. BPO 2. Engineering |
| | 752 | Foreign Travel | | | 2 | | |
| | 753 | Training Expenses | | 16 | 96 | | b) Updating of TESDA Citizen Charter on going |
| | 754 | Scholarship Expenses | | | 5,318 | | |
| | 755 | Office Supplies Expense | | 131 | 539 | | c) On-going capability build-up for 5 ROs, process owners and support offices re: expansion of ISO Certification 9001:2008 |
| | 761 | Gasoline, Oil and Lubricants Expenses | | 7 | 59 | | |
| | 765 | Other Supplies Expenses | | | 2 | | |
| | 771 | Postage and Deliveries | | | - | | |
| | 772 | Telephone Expenses - Landline | | 3 | 37 | | |
| | 773 | Telephone Expenses - Mobile | | 6 | 54 | | |
| | 778 | Membership, Dues & Contributions to Org'n. | | | - | | |
| | 780 | Advertising Expenses | | | 19 | | |
| | 781 | Printing and Binding Expenses | | 3 | 60 | | |
| | 782 | Rent Expenses | | | - | | |
| | 784 | Transportation and Delivery Expenses | | | 1 | | |
| | 786 | Subscription Expenses | | | 6 | | |
| | 793 | Consultancy Services | | | - | | |
| | 795 | General Services | | | - | | |
| | 799 | Other Professional Services | | 29 | 388 | | |
| | 811 | Repairs & Maint. - Office Buildings | | | - | | |
| | 822 | Repairs & Maint. - Furniture & Fixtures | | | - | | |
| | 841 | Repairs & Maint. - Motor Vehicles | | | 23 | | |
| | 884 | Miscellaneous Expenses | | 9 | 90 | | |
| | 969 | Other Maint. & Operating Expenses | | | 33 | | |
| | 872 | Subsidy to Regional Offices | | 50 | 187,819 | | |
| Sub-Total | | | 262,872 | 266 | 194,672 | 68,200 | |

STATEMENTS OF ALLOTMENTS, OBLIGATIONS AND BALANCES
As of October 30, FY 2012
(In Thousand Pesos)

Department : DOLE
Agency/OU : TESDA
Fund : 101

| PI/PA | ALLOT. CLASS | OBJECT CLASS OF EXPENDITURE (1) | FY 2012 ALLOTMENT (2) | OBLIGATIONS INCURRED | | Unobligated Balance of Allotment (5)=(2)-(4) | REMARKS (6) |
|---|--------------|--|--------------------------|----------------------|----------------|---|-------------------------------|
| | | | | THIS REPORT (3) | TO DATE (4) | | |
| A.III.d Development, Evaluation, Monitoring and Accreditation of Non-Formal TVET | | | | | | | |
| PS | 701 | Salaries and Wages- Regular Pay | | 833 | 8,008 | | |
| | 711 | PERA | | 48 | 536 | | |
| | 713 | Representation Allowance (RA) | | 22 | 242 | | |
| | 714 | Transportation Allowance (TA) | | 15 | 162 | | |
| | 715 | Clothing Allowance | | | 125 | | |
| | 717 | PIB | | | 22 | | |
| | 724 | Year-End Bonus | | | 434 | | |
| | 725 | | | | | | |
| | 732 | Pag-ibig Contributions | | 2 | 21 | | |
| | 733 | PHILHEALTH Contributions | | 8 | 79 | | |
| | 734 | ECC Contributions | | 3 | 25 | | |
| | 742 | Terminal Leave Benefits | | | - | | |
| | 749 | Other Personnel Benefits | | | 30 | | |
| | 872 | Subsidy to Regional Offices | | | - | | |
| Sub-Total, PS | | | 9,838 | 931 | 9,685 | 153 | |
| | 731 | Life and Retirement Insurance Contribution | 936 | 100 | 950 | (14) | |
| Total, PS | | | 10,774 | 1,031 | 10,635 | 139 | |
| MOOE | 751 | Local Travel | | 7 | 42 | | On-going tri-media activities |
| | 752 | Foreign Travel | | | - | | |
| | 753 | Training Expenses | | 8 | 71 | | |
| | 754 | Scholarship Expenses | | | - | | |
| | 755 | Office Supplies Expense | | 58 | 389 | | |
| | 758 | Food Supplies Expenses | | | 3 | | |
| | 761 | Gasoline, Oil and Lubricants Expenses | | 6 | 79 | | |
| | 765 | Other Supplies Expenses | | 30 | 190 | | |
| | 771 | Postage and Deliveries | | | - | | |
| | 772 | Telephone Expenses - Landline | | 12 | 154 | | |
| | 773 | Telephone Expenses - Mobile | | 15 | 81 | | |
| | 775 | Cable, Satellite, Telegraph & Radio Expenses | | | 11 | | |
| | 778 | Membership, Dues & Contributions to Org'n. | | | - | | |
| | 780 | Advertising Expenses | | | - | | |
| | 781 | Printing and Binding Expenses | | 4 | 43 | | |
| | 782 | Rent Expenses | | | - | | |
| | 784 | Transportation and Delivery Expenses | | 3 | 20 | | |
| | 786 | Subscription Expenses | | | 12 | | |
| | 793 | Consultancy Services | | | - | | |
| | 795 | General Services | | | - | | |
| | 799 | Other Professional Services | | 63 | 466 | | |
| | 811 | Repairs & Maint. - Office Buildings | | | - | | |
| | 822 | Repairs & Maint. - Furniture & Fixtures | | | - | | |
| | 841 | Repairs & Maint. - Motor Vehicles | | | 19 | | |
| | 884 | Miscellaneous Expenses | | 9 | 90 | | |
| | 969 | Other Maint. & Operating Expenses | | | 18 | | |
| | 872 | Subsidy to Regional Offices | | 220 | 277 | | |
| Sub-Total | | | 10,975 | 435 | 1,965 | 9,011 | |

STATEMENTS OF ALLOTMENTS, OBLIGATIONS AND BALANCES

As of October 30, FY 2012

(In Thousand Pesos)

Department : DOLE
 Agency/OU : TESDA
 Fund : 101

| P/PIA | ALLOT. CLASS | OBJECT CLASS OF EXPENDITURE (1) | FY 2012 ALLOTMENT (2) | OBLIGATIONS INCURRED | | Unobligated Balance of Allotment (5)=(2)-(4) | REMARKS (6) |
|--|--------------|--|--------------------------|----------------------|----------------|---|--|
| | | | | THIS REPORT (3) | TO DATE (4) | | |
| A.III.e Development, Evaluation, Monitoring and Accreditation of Apprenticeship Program | | | | | | | |
| PS | 701 | Salaries and Wages- Regular Pay | | 843 | 8,070 | | |
| | 711 | PERA | | 52 | 582 | | |
| | 713 | Representation Allowance (RA) | | 21 | 184 | | |
| | 714 | Transportation Allowance (TA) | | 14 | 107 | | |
| | 715 | Clothing Allowance | | | 140 | | |
| | 717 | PIB | | | 12 | | |
| | 724 | Year-End Bonus | | | 448 | | |
| | 725 | | | | | | |
| | 732 | Pag-ibig Contributions | | 3 | 30 | | |
| | 733 | PHILHEALTH Contributions | | 9 | 85 | | |
| | 734 | ECC Contributions | | 3 | 29 | | |
| | 740 | Retirement Benefits | | | - | | |
| | 742 | Terminal Leave | | | - | | |
| | 749 | Other Personnel Benefits | | | 15 | | |
| | 872 | Subsidy to Regional Offices | | | | | |
| Sub-Total, PS | | | 10,773 | 945 | 9,702 | 1,071 | |
| | 731 | Life and Retirement Insurance Contribution | 1,027 | 101 | 969 | 58 | |
| Total, PS | | | 11,800 | 1,046 | 10,671 | 1,129 | |
| MOOE | 751 | Local Travel | | 8 | 113 | | Ladderized Education Program (LEP) monitoring report for submission by EO 2012 |
| | 752 | Foreign Travel | | 39 | 39 | | |
| | 753 | Training Expenses | | 25 | 292 | | |
| | 754 | Scholarship Expenses | | | - | | |
| | 755 | Office Supplies Expense | | (10) | 779 | | |
| | 761 | Gasoline, Oil and Lubricants Expenses | | 32 | 208 | | |
| | 765 | Other Supplies Expenses | | 1 | 22 | | |
| | 771 | Postage and Deliveries | | | - | | |
| | 772 | Telephone Expenses - Landline | | 3 | 93 | | |
| | 773 | Telephone Expenses - Mobile | | 18 | 69 | | |
| | 774 | Internet Expenses | | | 1 | | |
| | 778 | Membership, Dues & Contributions to Org'n. | | | - | | |
| | 788 | Rewards and Other Claims | | | - | | |
| | 780 | Advertising Expenses | | | - | | |
| | 781 | Printing and Binding Expenses | | 27 | 315 | | |
| | 782 | Rent Expenses | | | - | | |
| | 783 | Representation Expenses | | | 1 | | |
| | 784 | Transportation and Delivery Expenses | | 1 | 18 | | |
| | 786 | Subscription Expenses | | | 24 | | |
| | 791 | Legal Services | | | 1 | | |
| | 793 | Consultancy Services | | | - | | |
| | 795 | General Services | | | - | | |
| | 799 | Other Professional Services | | | - | | |
| | 811 | Repairs & Maint. - Office Buildings | | | - | | |
| | 822 | Repairs & Maint. - Furniture & Fixtures | | | - | | |
| | 841 | Repairs & Maint. - Motor Vehicles | | | 10 | | |
| | 884 | Miscellaneous Expenses | | 18 | 91 | | |
| | 969 | Other Maint. & Operating Expenses | | 23 | 49 | | |
| | 872 | Subsidy to Regional Offices | | 606 | 606 | | |
| Sub-Total | | | 8,493 | 791 | 2,731 | 5,762 | |

STATEMENTS OF ALLOTMENTS, OBLIGATIONS AND BALANCES

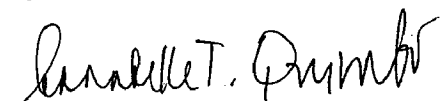
As of October 30, FY 2012

(In Thousand Pesos)

Department : DOLE
Agency/OU : TESDA
Fund : 101

| P/PIA | ALLOT. CLASS | OBJECT CLASS OF EXPENDITURE (1) | FY 2012 ALLOTMENT (2) | OBLIGATIONS INCURRED | | Unobligated Balance of Allotment (5)=(2)-(4) | REMARKS (6) |
|--|--------------|--|--------------------------|----------------------|------------------|---|--|
| | | | | THIS REPORT (3) | TO DATE (4) | | |
| B. Projects | | | | | | | |
| I. Locally-Funded Projects | | | | | | | |
| a. Training for Work Scholarship Program (TWSP) | | | | | | | |
| MOOE | 754 | Scholarship Expenses - Central Office | 277,004 | 64,177 | 277,004 | - | |
| | 754 | Scholarship Expenses - ROs | 409,458 | 23,212 | 407,722 | 1,736 | |
| | 754 | Scholarship Expenses - ARMM | 13,538 | 12,788 | 13,538 | - | |
| | 754 | Scholarship Expenses (Additional SARO) | 500,000 | - | - | 500,000 | P500M - Expanded TWSP SARO B-12-00753 dtd. Sept. 14, 2012 |
| Sub-Total | | | 1,200,000 | 100,177 | 698,264 | 501,736 | |
| SUMMARY: | | | | | | | |
| | | PS | 167,885 | 14,914 | 137,185 | 30,700 | |
| | | RLIP | 14,857 | 1,310 | 12,482 | 2,375 | |
| | | MOOE | 464,200 | 15,783 | 380,035 | 84,165 | |
| | | CO | 20,000 | - | 20,000 | - | |
| | | Locally -Funded (TWSP) | 1,200,000 | 100,177 | 698,264 | 501,736 | |
| GRAND TOTAL | | | 1,866,942 | 132,184 | 1,247,966 | 618,976 | |

Prepared By:


ANNABELLE T. QUIMBO
Chief, Budget Division

Noted By:


PILAR G. DE LEON
Director, OCSA

STATEMENTS OF ALLOTMENTS, OBLIGATIONS AND BALANCES


As of October 30, FY 2012

(In Thousand Pesos)

Department : DOLE
 Agency/OU : TESDA
 Fund : 101

| P/PIA | ALLOT. CLASS | OBJECT CLASS OF EXPENDITURE (1) | FY 2012 ALLOTMENT (2) | OBLIGATIONS INCURRED | | Unobligated Balance of Allotment (5)=(2)-(4) | REMARKS (6) |
|--|---|--|--------------------------|----------------------|----------------|---|---|
| | | | | THIS REPORT (3) | TO DATE (4) | | |
| PRIOR YEAR'S BUDGET (CONTINUING APPRO.) | | | | | | | |
| A.I.a General Administration and Supervision | | | | | | | |
| | MOOE | | | | | | |
| | 751 | Local Travel | | | 5 | | |
| | 753 | Training Expenses | | | 227 | | |
| | 755 | Office Supplies Expense | | | 154 | | |
| | 758 | Food Supplies Expenses | | | 1 | | |
| | 761 | Gasoline, Oil and Lubricants Expenses | | | 93 | | |
| | 765 | Other Supplies Expenses | | | 310 | | |
| | 766 | Water Expenses | | | 72 | | |
| | 772 | Telephone Expenses - Landline | | | 34 | | |
| | 773 | Telephone Expenses - Mobile | | | 38 | | |
| | 774 | Internet Expenses | | | 2,160 | | |
| | 778 | Membership, Dues & Contributions to Org'n. | | | 7 | | |
| | 792 | Auditing Services | | | 3 | | |
| | 799 | Other Professional Services | | | 1,579 | | |
| | 811 | Repairs & Maint. - Office Buildings | | | 2,086 | | |
| | 841 | Repairs & Maint. - Motor Vehicles | | | 544 | | |
| | 852 | Repairs & Maint. - Parks, Plazas & Monuments | | | 382 | | |
| | 872 | Subsidy to Regional Offices | | | 3,489 | | |
| | 969 | Other Maint. & Operating Expenses | | | 14,268 | | |
| | | Sub-Total | 25,452 | - | 25,452 | - | |
| | CO | | 20,000 | | 15,000 | 5,000 | |
| | | Sub-Total | 20,000 | - | 15,000 | 5,000 | |
| | B. Projects | | | | | | |
| | I. Locally- Funded Projects | | | | | | |
| | a. Training for Work Scholarship Program (TWSP) | | | | | | |
| | SARO No. BMB-B-11-0005572 dated May 31, 2011- Dec. 2012 | 143,918 | 143,918 | | | | |
| | SARO No. BMB-B-11-01472 dated Oct. 18, 2011- Dec. 2012 | 331,252 | 331,208 | | | 44 | Negated the ff. amount under SARO No. B-11-01472 |
| | SARO No. BMB-B-11-01471 dated Oct. 18, 2011- Dec. 2012 | 357,830 | 357,827 | | | 3 | - P50M from Sub-ARO No. 12-0200-2012N dated Dec. 29, 2011 - P907,000 from OBR No. 101-200-11-12-0651 dated Dec. 27, 2011 |
| | | | | | | | - P50M from Sub-ARO No. 12-0181-2011 AC dated Dec. 27, 2011 - P2,170,000 from Sub-ARO No. 12-0173-2011 F dated Dec. 27, 2011 |
| | | Sub-Total | 833,000 | - | 832,953 | 47 | |
| | | GRAND TOTAL | 878,452 | - | 873,405 | 5,047 | |

Prepared By:


ANNABELLE T. QUIMBO
 Chief, Budget Division

Noted By:


PILAR G. DE LEON
 Director, OCSA

**STATEMENT OF CUMULATIVE ALLOTMENT, OBLIGATIONS AND BALANCES
PRIORITY DEVELOPMENT ASSISTANCE FUND (PDAF)**

As of October 30, 2012

(In Thousand Pesos)

Department : DOLE

Agency/OU : TESDA (CO)

Fund : 101

| P/PIA | ALLOT. CLASS | OBJECT CLASS OF EXPENDITURE | FY 2012 Allotment | OBLIGATIONS INCURRED | | Unobligated Balance of Allotment | REMARKS |
|---------------------------------|--------------|--|-------------------|----------------------|---------------|----------------------------------|---------|
| | | | | THIS REPORT | TO DATE | | |
| Current | | | | | | | |
| 872 | | LBP-NCR - To cover financial assistance for scholarship grants of 38 students at STI College, Cubao Campus released under SARO-BMB-G-12-T000001160 dated April 30, 2012 chargeable against PDAF, FY 2012, GAA, RA10155 | 1,000 | 1,000 | 1,000 | - | |
| 872 | | LBP-R-IV-A - To cover financial assistance for the implementation of scholarship program in the 2nd Dist. of Cavite for various accredited schools under SARO No. BMB-G-12-T000001743 dated May 7, 2012 chargeable against PDAF, FY 2012, GAA, RA 10155 | 1,000 | 1,000 | 1,000 | - | |
| 872 | | TESDA R-IV-A - To cover financial assistance for the implementation of scholarship program in the 1st Dist. Of Rizal for 2,000 estimated scholars at various tech-voc schools per attached Annex A under SARO No. BMB-G-12-T000002780 dated June 22, 2012 chargeable against PDAF, FY 2012, GAA, RA 10155 | 10,000 | 10,000 | 10,000 | - | |
| 872 | | LBP R-III - Financial assistance for the implementation of scholarship programs for 160 scholars at Meridian Int'l Business, Arts and Technology College issued per SARO-BMB-G-12-T2883 dated July 2, 2012 chargeable against PDAF, FY 2012, GAA, RA 10155 | 1,200 | 1,200 | 1,200 | - | |
| 872 | | TESDA NCR - Cash requirements for the implementation of scholarship program to approximately 400 students authorized under SARO No. BMB-G-12-T000003463 dated July 31, 2012 issued per request of Sen. A. Trillanes IV chargeable against PDAF, FY 2012 budget, RA 1015555 (NCA-BMB-G-12-8002420 dated Sept. 11, 2012) | 3,000 | 3,000 | 3,000 | - | |
| 872 | | TESDA NCR - Financial assistance for the implementation of scholarship grants for 36 students in STI College, Cubao, Campus c/o Cong. M. M. Velarde of Buhay Party List chargeable against PDAF, FY 2012 GAA, RA 10155 per SARO-BMB-G-12-T000004190 dated Sept. 14, 2012 | 500 | 500 | 500 | - | |
| Grand Total | | | 16,700 | 16,700 | 16,700 | - | |
| Continuing Appropriation | | | | | | | |
| 872 | | TESDA NCR - Financial assistance for the implementation of scholarship program (Asiantouch International Training Institute) per SARO-BMB-G-12-T000003519 dated Aug. 12, 2012 chargeabl against PDAF, RA 10147, Cont. Appro. | 2,500 | 2,500 | 2,500 | - | |
| Grand Total | | | 2,500 | 2,500 | 2,500 | - | |

Prepared By:



ANNABELLE T. QUIMBO

Chief, Budget Division

Noted By:



PILAR G. DE LEON

Director, OCSA