

REPORT OF INCOME

For the period July to September 2014



(In Pesos)

Department : **DEPARTMENT OF LABOR AND EMPLOYMENT**

Agency/Office: **Technical Education and Skills Development Authority**

Fund Title: **Regular Fund 101**

CLASSIFICATION/ SOURCES OF INCOME	ACTUAL INCOME COLLECTIONS FOR THE QUARTER				CUMULATIVE INCOME COLLECTIONS TO DATE	CUMULATIVE INCOME DEPOSITED WITH BTR	REMARKS
	July	August	September	TOTAL			
(1)	(2)	(3)	(4)		(6)	(7)	
Income from Dormitory Operations	4,000.00	3,800.00	800.00	8,600.00	15,000.00	15,000.00	TESDA Development Fund & Bid Docs
Miscellaneous Income	534,906.89	349,711.67	250,449.74	1,135,068.30	2,965,610.12	126,141.07	
TOTAL	538,906.89	353,511.67	251,249.74	1,143,668.30	2,980,610.12	141,141.07	

<p>Certified Correct:</p> <div style="text-align: center;">  <u>CARIZA A. DACUMA</u> Chief Accountant </div> <p>Date:</p>	<p>Submitted by:</p> <div style="text-align: center;">  <u>MA. MAGDALENA P. BUTAD</u> OIC-Director, Financial Management Service </div> <p>Date:</p>
--	---

Breakdown of Miscellaneous Income Account remitted to BTR:

Refund of excess payment	16,576.87
Payment for personal calls made	5,537.32
Reproduction	6,974.00
Electric Consumption	97,052.88
	126,141.07

REPORT OF INCOME

For the period July to September 2014

(In Pesos)

Department: DEPARTMENT OF LABOR AND EMPLOYMENT


Agency/Office: Technical Education and Skills Development Authority


Fund 161 (Sariling Sikap Program)

CLASSIFICATION/SOURCES OF INCOME (1)	ACTUAL INCOME COLLECTIONS FOR THE QUARTER				CUMULATIVE INCOME COLLECTIONS TO DATE (6.00)	CUMULATIVE INCOME DEPOSITED with BTR (7)	REMARKS
	July	August	September	TOTAL			
	(2)	(3)	(4)	(5)			
*Processing Fees: (621)	1,085,550.00	543,650.00	1,051,050.00	2,680,250.00	7,933,300.00		
*Income from Dormitory: (635)	513,084.50	443,814.74	399,730.00	1,356,629.24	8,122,950.72		
*Income from Canteen Operation: (632)	1,146,575.00	668,360.00	1,148,990.00	2,963,925.00	10,155,711.73		
*Rent Income: (642)	12,750.00	15,450.00	35,500.00	63,700.00	180,090.00		
*Miscellaneous Income: (678)	199,836.00	1,208,221.29	672,198.75	2,080,256.04	4,466,199.70		
TOTAL	2,957,795.50	2,879,496.03	3,307,468.75	9,144,760.28	30,858,252.15	-	

Certified Correct:

Submitted by:


CARIZA A. DACUMA
 Chief Accountant


MA. MAGDALENA P. BUTAD
 OIC-Director, FMS

Date:

Date: