



7148

REPORT OF INCOME
For the period April to June 2014
(In Pesos)

Department : **DEPARTMENT OF LABOR AND EMPLOYMENT**
Agency/Office: **Technical Education and Skills Development Authority**
Fund Title: **Regular Fund 101**

CLASSIFICATION/ SOURCES OF INCOME	ACTUAL INCOME COLLECTIONS FOR THE QUARTER				CUMULATIVE INCOME COLLECTIONS TO DATE	CUMULATIVE INCOME DEPOSITED WITH BTR	REMARKS
	April	May	June	TOTAL			
(1)	(2)	(3)	(4)	(5)	(6)	(7)	
Income from Dormitory Operations	-	1,200.00	600.00	1,800.00	6,400.00	6,400.00	TESDA Development Fund & Bid Docs
Miscellaneous Income	256,857.86	337,740.26	325,200.94	919,799.06	1,830,541.82	20,056.37	
TOTAL	256,857.86	338,940.26	325,800.94	921,599.06	1,836,941.82	26,456.37	
Certified Correct:				Submitted by:			
 <u>CARIZA A. DACUMA</u> Chief Accountant				 <u>MA. MAGDALENA P. BUTAD</u> OIC-Director, Financial Management Service			
Date:				Date:			

Breakdown of Miscellaneous Income Account remitted to BTR:

Refund of excess payment	5,195.45
Payment for personal calls made	3,535.16
Reproduction	4,464.00
Electric Consumption	6,861.76
	<u>20,056.37</u>

FIVE


REPORT OF INCOME

For the period April to June 2014
(In Pesos)

Department: DEPARTMENT OF LABOR AND EMPLOYMENT
Agency/Office: Technical Education and Skills Development Authority
Fund 161 (Sariling Sikap Program)


CLASSIFICATION/SOURCES OF INCOME (1)	ACTUAL INCOME COLLECTIONS FOR THE QUARTER				CUMULATIVE INCOME COLLECTIONS TO DATE (6)	CUMULATIVE INCOME DEPOSITED with BTR (7)	REMARKS
	April	May	June	TOTAL			
	(2)	(3)	(4)	(5)			
*Processing Fees: (621)	1,140,650.00	280,350.00	1,102,850.00	2,523,850.00	5,253,050.00		
*Income from Dormitory: (635)	1,438,130.00	1,086,994.59	326,655.00	2,851,779.59	6,766,321.48		
*Income from Canteen Operation: (632)	912,375.00	1,087,690.00	1,244,904.00	3,244,969.00	7,191,786.73		
*Rent Income: (642)	15,980.00	55,760.00	10,350.00	82,090.00	116,390.00		
*Miscellaneous Income: (678)	71,090.00	73,029.63	118,130.00	262,249.63	2,385,943.66		
TOTAL	3,578,225.00	2,583,824.22	2,802,889.00	8,964,938.22	21,713,491.87	-	

Certified Correct:


CARIZA A. DACUMA
Chief Accountant

Date:

Submitted by:


MA. MAGDALENA P. BUTAD
OIC-Director, FMS

Date: