

QUARTERLY REPORT OF REVENUE AND RECEIPTS  
As of December 31, 2015  
(In Pesos)


Department : DEPARTMENT OF LABOR AND EMPLOYMENT  
Agency/Office: Technical Education Skills Development Authority  
Operating Unit: Central Office  
Organization Code : 16-009-001-00000

FAR 5

CLASSIFICATION/SOURCES OF REVENUE AND OTHER RECEIPTS	UACS CODE	REVENUE TARGET	ACTUAL REVENUE AND OTHER RECEIPTS COLLECTIONS					CUMULATIVE REMITTANCE/DEPOSITS TO DATE			VARIANCES		REMARKS
			1st Quarter	2nd Quarter	3rd Quarter	4th Quarter	TOTAL	Remittance to BTr	Deposited with AGDB	TOTAL	Amount	%	
1	2	3	4	5	6	7	8=(4+5+6+7)	9	10	11=(9+10)	12=(8-3)	13=(12/3)	14
<b>A. General Fund (Formerly F101)</b>													
- Tax													
- Non-Tax													
Income from Hostels/Dormitories and other Like Facilities	40202130		26,400.00	22,600.00	39,400.00	28,600.00	117,000.00	117,000.00		117,000.00			
Other Service Income	40201990												
<b>B. Special Account in the General Fund</b>													
- Tax													
- Non-Tax													
<b>C. Off-Budget Accounts (formerly Fund 161)</b>													
Processing Fees	40201130		991,000.00	-	-	-	991,000.00		991,000.00	991,000.00			SSP
Other Service Income	40201990		799,222.37	1,207,595.00	2,747,950.00	17,696,264.80	22,451,032.17		22,451,032.17	22,451,032.17			TDF-75,097.37 / SSP-22,375,934.80
Rent/Lease Income	40202050		1,058,822.03	887,294.16	879,647.50	951,572.50	3,777,336.19		3,777,336.19	3,777,336.19			TDF-3,308,925.44 / SSP-468,410.75
Income from Hostels/Dormitories and other Like Facilities	40202130		3,617,133.45	2,589,175.00	982,319.50	1,772,745.00	8,961,372.95		8,961,372.95	8,961,372.95			SSP
Interest Income	40202210			303,500.10	2,257,206.35	2,279,364.79	4,840,071.24		4,840,071.24	4,840,071.24			TDF-4,798,231.89 / SSP-41,839.35
Other Business Income	40202990		3,212,734.80	1,798,464.00	3,340,368.35	4,295,998.00	12,647,565.15		12,647,565.15	12,647,565.15			SSP
Subsidy from other funds	40301050			121,711.12	-	-	121,711.12		121,711.12	121,711.12			TDF
<b>D. Custodial Funds</b>													
	20201060		50,165,000.00	27,082,830.00	3,134,695.05	2,837,604.25	83,220,129.30		83,220,129.30	83,220,129.30			
<b>TOTAL</b>			<b>59,870,312.65</b>	<b>34,013,169.38</b>	<b>13,381,586.75</b>	<b>29,862,149.34</b>	<b>137,127,218.12</b>	<b>117,000.00</b>	<b>137,010,218.12</b>	<b>137,127,218.12</b>			

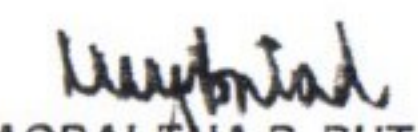
TDF- TESDA Development Fund  
SSP- Sariling Sikap Program

Certified Correct:

  
CARIZA A. DACUMA

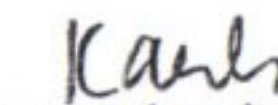
Director III, OIC Accounting Division-FMS  
Date:

Approved By:

  
MA. MAGDALENA P. BUTAD

Director IV  
Financial Management Services (FMS)  
date:

OFFICE OF THE DIRECTOR  
TECHNICAL EDUCATION SERVICE  
DEPARTMENT OF LABOR AND EMPLOYMENT



11/5/16

3:00 pm